



WORK  
# your  
WAY



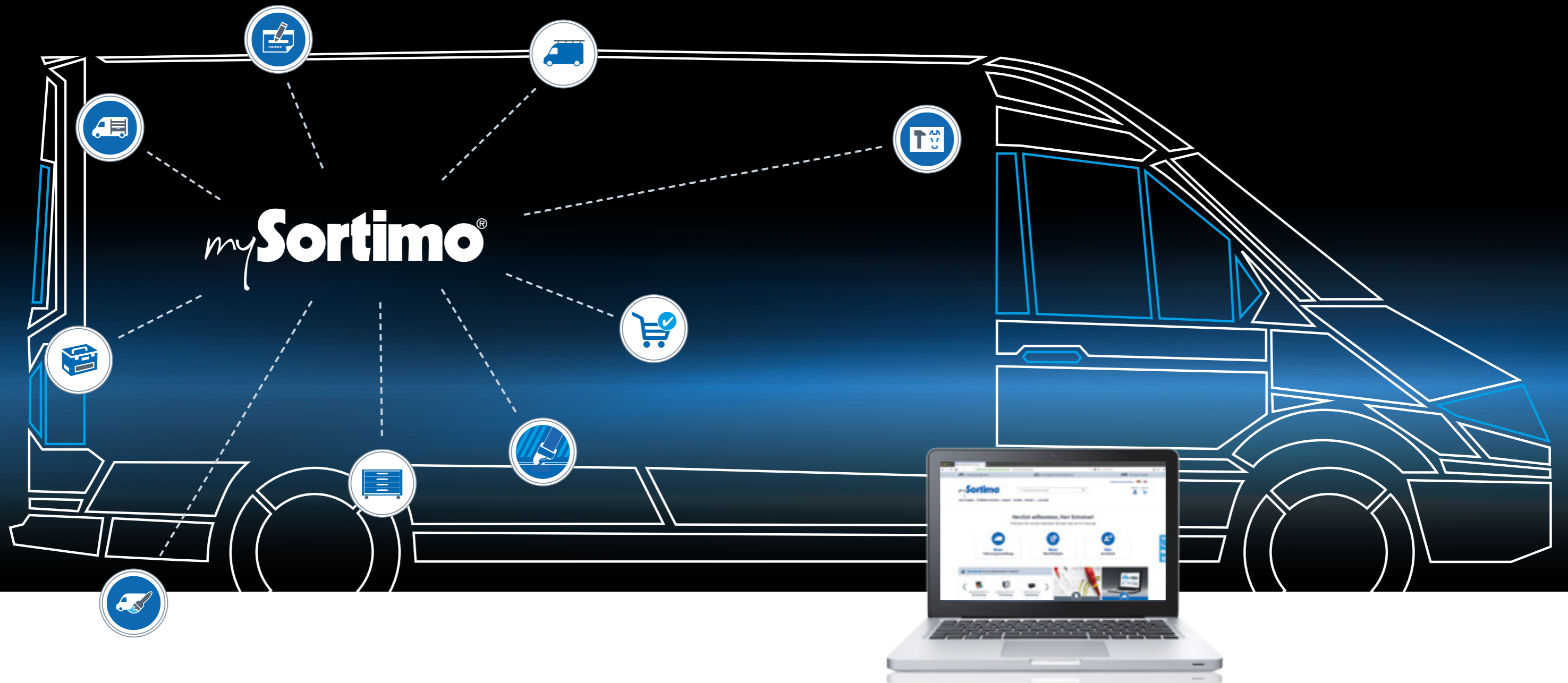
# Meeting the challenges of tomorrow today.

This basic idea and a blue metal case were the start of the Sortimo System more than 40 years ago.

From the very beginning, the company founder, Herbert Dischinger, drove forward the innovative idea of an organisational system. The Sortimo product portfolio was developed around the inset boxes and the metal case and made Sortimo the world leading provider of van racking and load securing systems.

Well thought-out ergonomics, the best possible safety, outstanding quality and a long service life are properties that have characterised our products in tough day-to-day work for years.

These days, Sortimo is no longer just a manufacturer of van racking systems, but also offers a full-service concept with *mySortimo*. This offers far more than just individual and turnkey mobility solutions for light commercial vehicles, and adds value to the Sortimo product range, making procurement as simple as possible.



## #work your way!

mySortimo.com provides 24-hour information about the availability of all products and other services. You can equip your commercial vehicle with van racking systems online, create stickers and generate a complete mobile organisational system - as and when you wish, and at an attractive online price. If you require any support, the Sortimo Customer Service Centre can help on the phone, as can our Sortimo branches and stations.

**See for yourself at [www.mySortimo.com](http://www.mySortimo.com)!**

## mySortimo Account

### The benefits for you

Take advantage by setting up your own account showing content individually tailored to you, which you can use to make your day-to-day work even more efficient.

- › Useful tips for your light commercial vehicle
- › Online vehicle management
- › Save individual vehicle configurations
- › Order directly with installation service and preferred appointment options
- › Best price online

**Increase your productivity during your working day with the support of mySortimo.**



## Cost control and time savings

Save yourself extended procurement from different service providers by taking advantage of our comprehensive offer and getting exactly what you want 24 hours a day.

The *mySortimo* platform lets you retain full cost control of your van racking and sticker configurations as you can see the price at any point in the configuration, which allows you to plan your expenditure fully in line with your budget.



## Quality

We supply our customers worldwide from our only production facility in Zusmarshausen in Bavaria.

In spite of our global market outlook, we are proud of our home town of Zusmarshausen. This offers us a number of key benefits: Our production workflows are lean and our technical staff are highly qualified. Thanks to the short processes involved, we can continuously optimise our products and guarantee a consistent flow of information.

Our expertise ensures that the innovations and system solutions created here cannot be copied - let alone in “Made in Germany” quality.

All Sortimo product lines are also equipped with the TÜV seal for tested quality and have successfully undergone crash testing.










## Tailored solutions

Our diverse portfolio offers industry-specific and tailored solutions to provide even more efficiency in your day-to-day work.

Whether van racking systems, stickers or organisers from our range of accessories - you can prepare your vehicle in the best possible way and structure your vehicle to meet your specific requirements with support from *mySortimo*.



# Content

	<b>Van Racking System</b> SR5	from page 10
	<b>Floor and wall cladding</b> Installation and load-securing floor Wall cladding	from page 40 from page 52
	<b>Load-securing</b> Lashing rails Restraint poles Accessories Lashing straps and load safety nets	from page 66 from page 68 from page 70 from page 72
	<b>Accessories</b> Vehicle accessories Side panel accessories Electrical accessories Safety and first aid	from page 80 from page 98 from page 104 from page 114
	<b>Cases and BOXXes</b> Insetboxes Metal case T-BOXX G L-BOXX family	from page 122 from page 128 from page 142 from page 148
	<b>Mobile workstation</b> WorkMo	from page 192
	<b>Roof racks</b> Sortimo TopSystem Ladder lift	from page 232 from page 252
	<b>Vehicle decals</b> mySortimo graphics	from page 254
	<b>Contact</b>	from page 260



The organisational system for maximum efficiency

# SR5




**CONFIGURE ONLINE**  
at any time and with all the  
benefits of the mySortimo platform.



**HIGHEST LEVELS OF PRODUCTIVITY**  
by using workflow optimisation  
and 5S.



**TRIED AND TESTED QUALITY**  
maximum safety and durability.



**MAXIMISED LOADING**  
space as a result  
of flexible loading options.



## SR5 – The organisational system for maximum efficiency



### You can't get any more productive

SR5 is the 5th generation of the Sortimo van racking system and is the result of more than 45 years of experience in the organisation and equipping of light commercial vehicles.

As a pioneer in van racking systems, our product is synonymous with safety, sophisticated ergonomics, quality and durability.

In the age of change characterised by digitalisation, skilled labour shortage and Industry 4.0, efficiency and productivity are still the primary goals. We need to avoid compromise in the optimisation of working processes and, at the same time, handle our existing resources with care.

To meet these requirements, using our entire experience and passion we have developed a system that is more than just van racking and an organisational system. A system that is designed for perfect workplace organisation in the tightest of spaces. It is about maximum space utilisation coupled with clear layout and quick access to the required inventory in the vehicle.

We have placed the workflow of our customers at the core of our developments and have incorporated modern methods of workplace structuring, such as „5S“. We are proud of the outcome and we are looking forward to presenting the various diverse opportunities of the SR5 to you.

**Get to know SR5 and maximise the opportunities offered by the system to optimise your processes even more.**



Labels on page 26

## SR5 – The organisational system for maximum efficiency



### Compatible with tried-and-tested established systems – the Sortimo EcoSystem

Every handle has to fit. Everything fits together. This requires integration beyond the limits of the system.

The symbol of this is the L-BOXX, which is fully compatible with the entire Sortimo product range, and also with SR5 of course. In addition, manufacturers and retailers in virtually all sectors use the L-BOXX as packaging for tools and consumables. The Sortimo plastic slides fix the L-BOXX in place securely, problem-free and safely. Existing ranges and machines in the L-BOXX can thus be transferred to the vehicle using plug-and-play.

Additional manufacturers provide full compatibility with SR5 with their cases. For example, the new Hilti case can be integrated in the SR5 van racking system using the plastic slides. We have taken out patents for this because the benefits for our customers are clear and paramount.

The working processes associated with light commercial vehicles naturally include professional load securing. At Sortimo this is called ProSafe. It is the only load securing system that systematically works using the original lashing points of light commercial vehicles, on individual floor lashing points or wall rails, and also integrated in the van racking or roof racking system. Of course the SR5 also remains fully compatible with ProSafe.

**Take advantage of this - SR5 adapts to your environment and systems, and also ensures consistency in your work processes.**



ProSafe - also compatible  
with the original lashing points  
of the vehicle manufacturer



BOXes and cases can  
be found from page 120



## SR5 – The most important components at a glance



### Long components tray

The long components tray can be used for the safe storage of long objects, such as pipes, cable ducts, yardsticks, aiming stakes and much more. Opening the rear section allows the contents to be simply removed at the rear.

### SR-BOXX

SR-BOXXes are ideal for stowing small components and tools. The BOXXes can be integrated on, and under, the shelves in the van racking using the plastic slides. An optional cover protects them from dust and dirt in the vehicle and on the building site.

### SR drawer

Representing an innovative alternative to a drawer, the SR drawer offers the tried-and-tested Sortimo SR drawer function, but can be removed completely at any time. Dividers and inset boxes provide a wide range of organisational options.

### Case fixation

Provides a secure hold for any tool boxes and can be positioned with one hand.

### Mobile ranges

Our cases and BOXXes, are the ideal solution for everything, that needs to be taken from your vehicle to the building site and back to the workshop tidily and securely. Tools in other manufacturers' cases; L-BOXXes, including Bosch or the Hilti case (size 20), can be safely stowed using the Sortimo plastic slide.

### ProSafe

The only integrated load-securing system for light commercial vehicles with lashing points and rails in the floor and on the wall, roof rack system and also compatibility with the vehicle – original lashing points are also, of course, integrated in SR5.

### mySortimo labels

Organising your load area is perfected using labels with the Sortimo colour code.

### Shelves

The shelf is available in various different versions: Front open for BOXXes with a low or high edge (H2=34 mm, H4=68 mm) or optionally with a flap. All shelves can be fitted with SR-BOXXes at the base. The positioning of the shelves can be varied to the back or front. In this way, the SR5 shelf can be matched to the contour of the vehicle leaving room between the shelves for the load and freedom of movement. Use of the roof area, otherwise hardly used, is maximised.

### Side profile

The basis of each SR5 shelf offers maximum payload and load space on the floor of the vehicle on account of its sturdy compact construction, providing for a quick overview and improved access to the shelves.

### Drawers


The full extension of the drawers provides the best overview and quick access to tools, screws and spare parts. Extremely sturdy, thanks to the anodised aluminium front, like all SR5 elements.

### Side profile accessories

SR5 accessories offers practical solutions for every sector and for the most varied of requirements. The screwing position can be varied so that it is at the desired height.

### SoboPro

The installation and load-securing floor, with its integrated ProSafe Universal lashing points, offers various opportunities for load-securing. At the same time, the most common SR5 configurations can be installed by plug-and-play.



Floor and wall paneling  
from page 38

## SR5 – Simply configure online



**mySortimo**<sup>®</sup>  
configuration

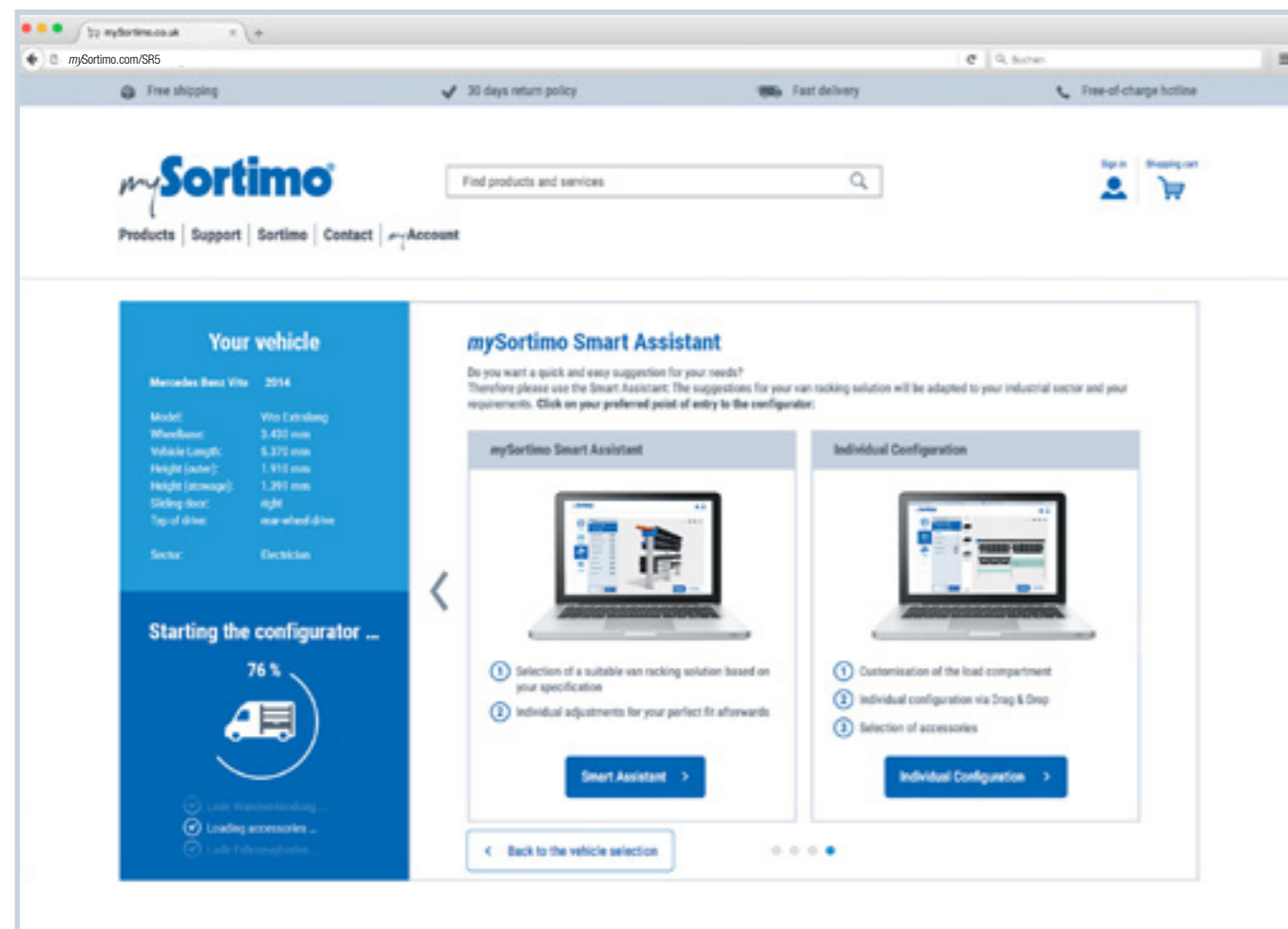
The new mySortimo van racking configurator lets you create your own SR5 configurations in just a few steps. Either simply getting to know the opportunities of SR5 in interactive 3D, or ordering it directly via the mySortimo platform.

Perhaps you might like to test it yourself:

[www.mySortimo.com/SR5](http://www.mySortimo.com/SR5)

Brand new and absolutely unique on the market! The SR5 will be available starting September 2018 with a reduced product scope and only on-line. The complete SR5 series will be available starting January 2019.

After selecting the vehicle, the configurator offers two start-up options, absolutely free of charge - and individual or using a suggestion based on your entries and requirements:



The actual configuration is done in 4 simple steps during which you customise the van racking system and select your preferred options:




### Take advantage of the comprehensive benefits of our *mySortimo* platform:

- Best Price Online – we also profit from automatic processes on our platform. These savings are handed on to you with great discounts on our regular list prices.
- Storage and permanent access to the configuration and immediate ordering is possible.
- Appropriate additional offers, tailored to your requirements, and everything from a single supplier without the need to consult third parties.
- Price transparency – you will get a full overview of the current costs, including installation during configuration.
- Comprehensive and interactive explanations of our products during configuration.


**Maximum use of the load area** – Space exactly where you need it



The load area of the vehicle is ideally used with the SR5 concept. The compact side profiles require considerably less space than the frame construction of conventional van racking systems. Variation in the component depths and installation position means that the van racking system ideally adapts to the contour of the vehicle.



Installation of the components offset to the middle of the vehicle means that the SR5 shelf ideally adapts to the contour of the vehicle. The entire depth of the shelf is retained and the roof area in the vehicle is utilised to best advantage.



The reduction in component height at the top means that the components are still aligned in the direction of the middle of the vehicle. The advantage of this version is that the van racking system can still be used as a location for panel materials among other things. ProSafe lashing rails provide support surfaces and lashing facilities.



The slim structure means that valuable space remains fully available on the floor of the vehicle - for example for the transport of a Euro pallet.

**Maximum use of the load area**

## Maximum use of the load area – More capacity with less space



The functionality of the suspended SR-BOXes is unique in van racking systems. The number of BOXes per shelf can thus be doubled in this way and even open shelves with edge can be loaded with SR-BOXes. The space available on the shelf is maximised!  
The plastic slides on the top and bottom of the shelves allow the BOXes to be simply pulled out for easy access to the contents, or for complete removal of the BOXes by lifting them slightly.



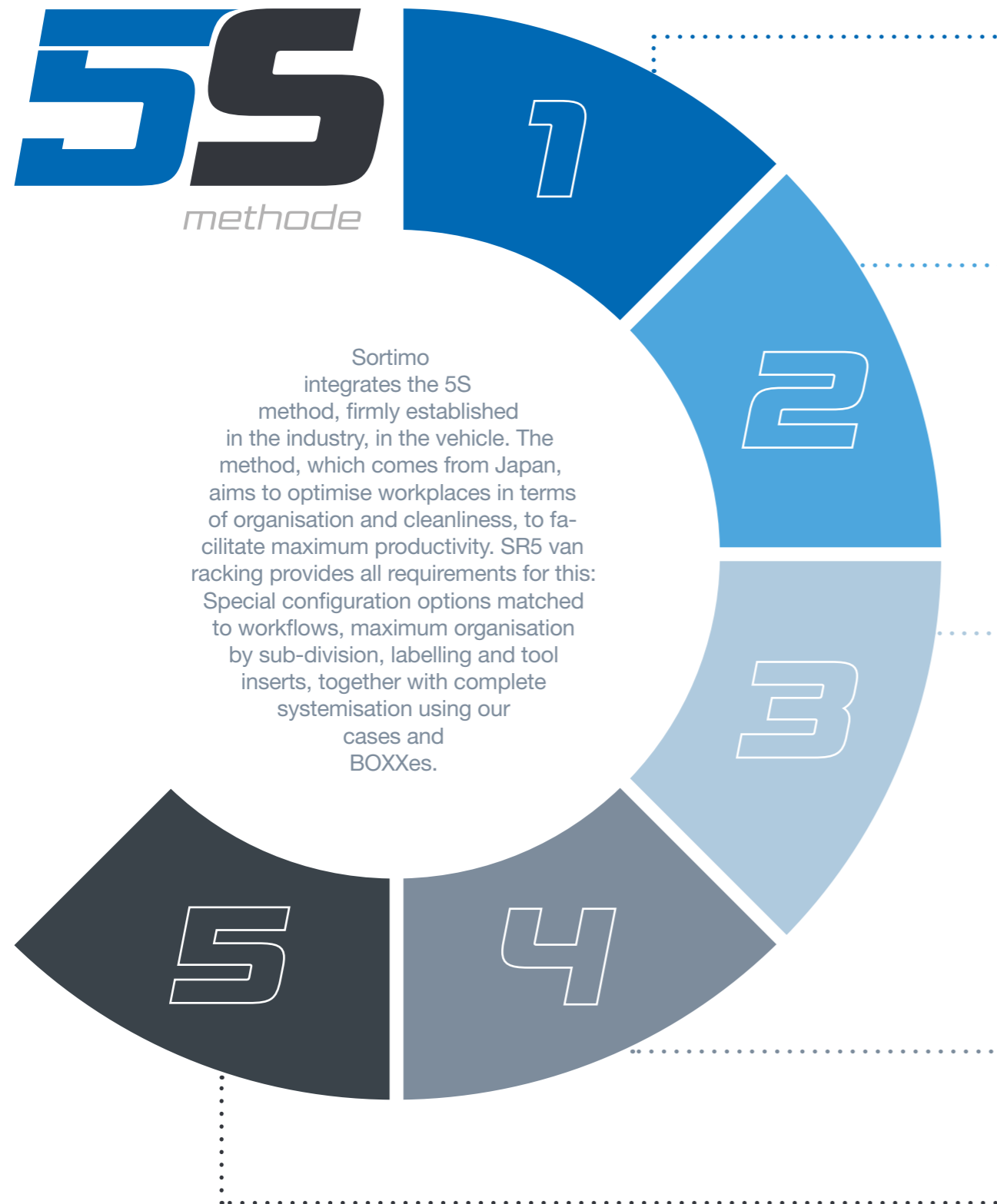
 mySortimo labels on page 26

## Vehicle organisation – a place for everything



Adhesive labels, dividers and inlays minimise searching and access times in day-to-day working: increasing productivity and efficiency

## SR5 – increased productivity with 5S



### 1. Sorting

Storage space and payloads are limited, particularly in your vehicle. Another reason to transport just the things you actually need. SR5 van racking provides a comprehensive overview in the vehicle and helps to identify tools or small components and organise them if required. This makes more space available for transport and also reduces fuel consumption of the vehicle as a result of the reduced overall weight.

### 2. Systemisation

Work processes can be optimised by systematic organisation in the vehicle, minimising search and access times. Sophisticated arrangement of the objects helps with efficient access to the contents. For example, we can eliminate the need to enter the vehicle by placing frequently needed objects close to the vehicle doors. The use of tool inserts ensures that everything has its own space and the two-colour arrangement means that a missing tool becomes immediately apparent.

### 3. Cleaning

Cleanliness in the vehicle reduces the time it takes you to access the contents and simultaneously increases safety at work. In addition, this is the best way of promoting your working methods with your customers. Unlike an untidy vehicle, structured organisation in the SR5 van racking makes it possible to clean the load area simply and without the need for time-consuming clearing out. Including your vehicle's interior in regular vehicle maintenance definitely pays off.

### 4. Standardisation

Include standards in your vehicle and workshop! Sortimo offers the right solution! The use of colour codes shows where things belong at a glance. You can decide yourself how to structure your system: Allocate the colours according to the type of content (e.g. tools, consumables etc., or screws, plugs etc.), according to vehicle or employee, or also according to your individual system - however you need it to suit your method of working! The consistent use of standard cases and BOXXes also makes it possible to standardise and ensure that everything fits together! For example, the L-BOXX is a packaging solution for tools and consumables widely used in the marketplace. Sortimo's versatile individual solutions make it possible to standardise virtually all your materials and tools from a packaging point of view and thus benefit from the advantages in transport and working.

### 5. Self-discipline

A SR5 van racking system adapted to your workflows gives you the best prerequisites for maintaining order and cleanliness in your vehicle. Continuous improvement forms part of the 5S method. For this reason, the workflows always need to be critically scrutinised to maximise any potential for improvement. The flexibility the SR5 van racking enables numerous customisation options. The quick adapter can be used to convert individual components quickly and easily, enabling you to keep up with the changing requirements of your working environment.



## SR5 – mySortimo labels



- Individual labelling of shelves, drawers and BOXXes
- Actively helps to maintain order and prevents superfluous and unnecessary storage of inventory in the vehicle
- enables quick access thanks to tidy organisation
- Simplifies and accelerates the refilling process
- Creates order in the vehicle and in the interior of cases and BOXXes
- Free PDF labelling template to download
- With colour coding for visual marking and differentiation
- Tear-resistant, moisture-resistant and excellent adhesion properties



### Labelling clip SR

6000011976

Dimensions (WxDxH): 82 x 19 x 32 mm

can be used for SR-BOXXes, open shelves with border SR5 and SR5 drawers secure retention for lettering labels flexible replacement or displacement when changing the vehicle loading



Organisation of the materials by type, purpose or category. Sortimo offers optimal help for this:

Colorcode	Header	Subhead
	<b>Fastening technique</b>	Wall plugs, screws, washers, circlips, nuts, rivets, pipe clamps, cable clamps, etc.
	<b>Work equipment / Health and safety</b>	Load securing, laptop insert, work gloves, safety glasses, high visibility vests, hearing protectors, respirators, etc.
	<b>Electrical installation</b>	Terminals, heat-shrink tubes, ferrules, switches, plugs, sockets, fuses, etc.
	<b>HVAC installation</b>	Valves, screw plugs, sealing rings, fittings, clamps, O-rings, filters, controllers, etc.
	<b>Construction chemistry</b>	Silicone, glue, sealants, adhesive tape, cleaning agents, lubricants, etc.
	<b>Power and hand tools</b>	Drills, cordless screwdrivers, angle grinders, hammers, pliers, screwdrivers, spanners, etc.

## Labels SR

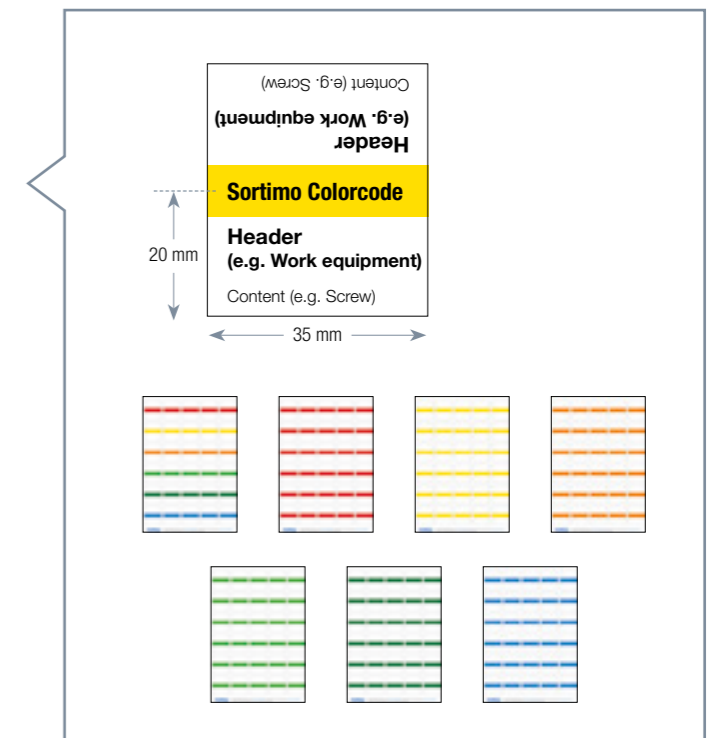
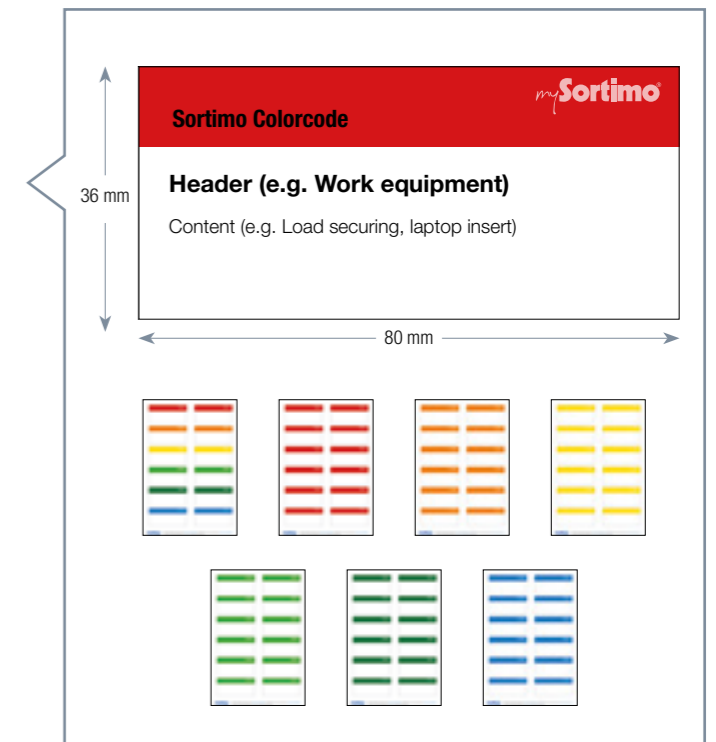
For SR5 open shelves with border, SR5 drawers and BOXXes. You will need an SR label clip when using SR-BOXXes and SR5 open shelves with border.

Product description	Ref. No.:
Adhesive labels, assorted, for BOXXes/cases/clips 12 in number (1 sheet)	6000011233
Adhesive labels, blue, for BOXXes/cases/clips 12 in number (1 sheet)	6000011553
Adhesive labels, blue, for BOXXes/cases/clips 12 in number. (1 sheet)	6000011554
Adhesive labels, blue, for BOXXes/cases/clips 12 in number. (1 sheet)	6000011555
Adhesive labels, blue, for BOXXes/cases/clips 12 in number. (1 sheet)	6000011556
Adhesive labels, blue, for BOXXes/cases/clips 12 in number. (1 sheet)	6000011557
Adhesive labels, blue, for BOXXes/cases/clips 12 in number. (1 sheet)	6000011558

## Adhesive labels for inset boxes

For inset boxes and inset box dividers

Product description	Ref. No.:
Adhesive labels for inset box 30 in number, assorted (1 sheet)	6000010009
Adhesive labels for inset box 30 in number, blue (1 sheet)	6000011547
Adhesive labels for inset box 30 in number, yellow (1 sheet)	6000011548
Adhesive labels for inset box 30 in number, green (1 sheet)	6000011549
Adhesive labels for inset box 30 in number, light green (1 sheet)	6000011550
Adhesive labels for inset box 30 in number, orange (1 sheet)	6000011551
Adhesive labels for inset box 30 in number, red (1 sheet)	6000011552



## SR5 accessories – Useful extensions for the van racking system



## SR5 accessories – Inset boxes



The inset boxes provide for greater productivity in day-to-day work, as they provide a quick overview of the small parts contained inside but you can also remove them directly from the cases and BOXXes and use them on site. Any missing or depleted stock levels are immediately identified, avoiding down times. Whether in the workshop, in Sortimo cases and BOXXes, the WorkMo or the Sortimo van racking system – inset boxes, available in a range of different sizes, enable you to equip yourself to meet individual requirements. Thanks to their integral divider guide, they can also be very individually sub-divided, making them even more flexible and efficient in day-to-day work. Together with mySortimo labels, they ensure professional, systematic and individual organisation at the workplace.



### Inset box sets for drawers 24-6

for drawer width 2 (46 cm) height 6 (10 cm). Multiple inset boxes can be used for wider drawers.

Product	Technical data	Description	Sketch	Ref. No.:
<b>Insetboxes set 4 pieces H63</b>	Dimension: 418 x 314 x 63 mm Weight: 0,82 kg	4-12 dividing options at height 63 mm (4x IB 2x6, 4x DI IB 1x0, 4x DI IB 2x0).		1000011037
<b>Insetboxes set 8 pieces H63</b>	Dimension: 418 x 314 x 63 mm Weight: 0,84 kg	8-16 dividing options for height 63 mm (8x IB 2x3, 4x DI IB 1x0, 4x DI IB 2x0).		1000011038
<b>Insetboxes set 12 pieces H63</b>	Dimension: 418 x 314 x 63 mm Weight: 0,91 kg	12-20 dividing options for height 63 mm (12x IB 2x2, 4x DI IB 1x0, 4x DI IB 2x0).		1000011039
<b>Insetboxes set 16 pieces H63 S</b>	Dimension: 418 x 314 x 63 mm Weight: 0,97 kg	16-24 dividing options for height 63 mm (6x IB 1x1, 4x IB 1x2, 2x IB 2x2, 1x IB 2x3, 2x IB 1x4, 1x IB 2x6, 4x DI IB 1x0, 4x DI IB 2x0).		1000011040
<b>Insetboxes set 23 pieces H63</b>	Dimension: 418 x 314 x 63 mm Weight: 1,02 kg	23-31 dividing options for height 63 mm (12x IB 1x1, 6x IB 1x2, 3x IB 2x2, 2x IB 2x3, 4x DI IB 1x0, 4x DI IB 2x0).		1000011030

### Inset box sets for drawer height 8

for drawer width 2 (46 cm) height 8 (14 cm). Multiple inset boxes can be used for wider drawers.

Product	Technical data	Description	Sketch	Ref. No.:
<b>Insetboxes set 4 pieces H95</b>	Dimension: 418 x 314 x 97 mm Weight: 1,09 kg	4-8 dividing options for height 95 mm (4x IB 2x6, 4x DI IB 2x0).		1000011111
<b>Insetboxes set 8 pieces H95</b>	Dimension: 418 x 314 x 97 mm Weight: 1,18 kg	8-16 dividing options for height 95 mm (6x IB 2x2, 2x IB 2x6, 4x DI IB 1x0, 4x DI IB 2x0).		1000011041
<b>Insetboxes set 9 pieces H95</b>	Dimension: 418 x 314 x 97 mm Weight: 1,23 kg	9-17 dividing options for height 95 mm (4x IB 2x2, 2x IB 2x3, 2x IB 1x4, 1x IB 2x6, 4x DI IB 1x0, 4x DI IB 2x0).		1000011112

## SR5 accessories – SR-BOXX



	S	M	L	XL
03				
04				
05				

Insetboxes starting on page 125

## SR-BOXXes

SR-BOXXes are ideal for stowing small components and tools. The BOXXes can be integrated on, and under, the shelves in the van racking using the plastic slides. Optional sub-division opportunities provide even greater organisation. Labelling clips can be used on the front of the SR-BOXXes to apply mySortimo graphics to the BOXXes. The contents of the BOXXes can be categorised using different adhesive labels.

SR-BOXXes without lid	Technical data	Description	Ref. No.:
<b>SR-BOXX 03-8 M</b>	Dimension: 243 x 140 x 128 mm Weight: 0,29 kg	The interior space can be divided across the depth using a divider 00-8 M.	6000011426
<b>SR-BOXX 03-8 wide</b>	Dimension: 243 x 292 x 128 mm Weight: 0,48 kg	The interior space can be divided across the depth using a divider 00-8 L.	6000011427
<b>SR-BOXX 23-8 XL</b>	Dimension: 243 x 443 x 128 mm Weight: 0,68 kg	The interior can be divided along the width with up to two 03-8 XL dividers.	6000011428
<b>SR-BOXX 04-6 S</b>	Dimension: 347 x 140 x 94 mm Weight: 0,34 kg	The interior space can be divided across the depth using a divider 00-5 S.	6000011429
<b>SR-BOXX 04-8 M</b>	Dimension: 347 x 140 x 128 mm Weight: 0,41 kg	The interior space can be divided across the depth using up to three dividers 00-8 M.	6000011430
<b>SR-BOXX 04-8 wide</b>	Dimension: 347 x 292 x 128 mm Weight: 0,64 kg	The interior space can be divided across the depth using up to three dividers 00-8 L.	6000011431
<b>SR-BOXX 24-8 XL</b>	Dimension: 347 x 443 x 128 mm Weight: 0,87 kg	The interior can be divided along the width with up to two 04-8 XL dividers.	6000011432
<b>SR-BOXX 05-10 M</b>	Dimension: 451 x 140 x 162 mm Weight: 0,61 kg	The interior space can be divided across the depth using up to four dividers 00-8 M.	6000011433
<b>SR-BOXX 05-10 wide</b>	Dimension: 451 x 292 x 162 mm Weight: 0,9 kg	The interior space can be divided across the depth using up to four dividers 00-8 M.	6000011434



Adhesive labels on the side 26

## SR-BOXX dividers

Sub-sections within the BOXXes are created using dividers and separating panels for the SR-BOXXes. This allows you to transport small components that are required for work together in a BOXX to site.

Divider	Technical data	Suitable for ...	Ref. No.:
<b>Divider SR-BOXX 00-6 S</b>	Dimension: 14 x 120 x 74 mm	SR-BOXX 04-6 S	6000011618
<b>Divider SR-BOXX 00-8 M</b>	Dimension: 14 x 120 x 109 mm	SR-BOXX 03-8 M, SR-BOXX 04-8 M	6000011619
<b>Divider SR-BOXX 00-10 M</b>	Dimension: 14 x 120 x 143 mm	SR-BOXX 04-10 M	6000011620
<b>Divider SR-BOXX 00-8 L</b>	Dimension: 14 x 272 x 112 mm	SR-BOXX 03-8 L, SR-BOXX 04-8 L	6000011621
<b>Divider SR-BOXX 00-10 L</b>	Dimension: 14 x 272 x 146 mm	SR-BOXX 05-10 L	6000011622
<b>Divider SR-BOXX 03-8 XL</b>	Dimension: 194 x 2 x 112 mm	SR-BOXX 23-8 XL; for dividing the BOXX across the width.	1000012505
<b>Divider SR-BOXX 04-8 XL</b>	Dimension: 298 x 2 x 112 mm	SR-BOXX 24-8 XL; for dividing the BOXX across the width.	1000012506



## SR5 accessories – Dividers



Shelves and drawers can be subdivided into individual sections using dividers. The positions of the dividers can be varied according to the space requirements of the individual contents. The organisational system is ideally enhanced by mySortimo adhesive labels. The material is clearly categorised using colour codes and an empty section can be restocked, thanks to the labels.



### Dividers for shelves

Subdivision of the width of SR5 shelves. Flexibly positionable.

Product description	Technical data	Description	Ref. No.:
<b>Divider FB 03-6 SR5</b>	Dimension: 218 x 0 x 81 mm	Aluminium divider for SR5 shelves 03-6.	1000012290
<b>Divider FB 04-6 SR5</b>	Dimension: 322 x 0 x 81 mm	Aluminium divider for SR5 shelves 04-6.	1000012291
<b>Divider FB 05-6 SR5</b>	Dimension: 426 x 0 x 81 mm	Aluminium divider for SR5 shelves 05-6.	1000012292

### Dividers for shelves with edges


Subdivision of the width of SR5 shelves with H2 or H4 edges. Flexibly positionable.

Product description	Technical data	Description	Ref. No.:
<b>Divider FBR 03-6 H2/H4 SR5</b>	Dimension: 218 x 0 x 81 mm	Aluminium divider for SR5 open shelves with border 03-6 with border H2 or H4.	1000012293
<b>Divider FBR 04-6 H2/H4 SR5</b>	Dimension: 322 x 0 x 81 mm	Aluminium divider for SR5 open shelves with border 04-6 with border H2 or H4.	1000012294
<b>Divider FBR 05-6 H2/H4 SR5</b>	Dimension: 426 x 0 x 81 mm	Aluminium divider for SR5 open shelves with border 05-6 with border H2 or H4.	1000012295

## SR5 accessories – Tool mats



Tool mats provide a secure grip of the objects stowed on the shelves and protect both the contents and the shelf from damage. They also stop annoying rattling noises.



### Tool mats for open shelves with H2 / H4 edges

Fitted insert mats for open shelves with H2 or H4 border.

Product description	Technical data	Suitable for ...	Ref. No.:
<b>Tools mat FBR 23-0 SR5</b>	Dimension: 429 x 227 x 0 mm	Open shelves with border H2 & H4 in Size 23.	6000011696
<b>Tools mat FBR 24-0 SR5</b>	Dimension: 429 x 331 x 0 mm	Open shelves with border H2 & H4 in Size 24.	6000011701
<b>Tools mat FBR 25-0 SR5</b>	Dimension: 429 x 435 x 0 mm	Open shelves with border H2 & H4 in Size 25.	6000011706
<b>Tools mat FBR 33-0 SR5</b>	Dimension: 676 x 227 x 0 mm	Open shelves with border H2 & H4 in Size 24.	6000011697
<b>Tools mat FBR 34-0 SR5</b>	Dimension: 676 x 331 x 0 mm	Open shelves with border H2 & H4 in Size 34.	6000011702
<b>Tools mat FBR 35-0 SR5</b>	Dimension: 676 x 435 x 0 mm	Open shelves with border H2 & H4 in Size 35.	6000011707
<b>Tools mat FBR 43-0 SR5</b>	Dimension: 923 x 227 x 0 mm	Open shelves with border H2 & H4 in Size 43.	6000011698
<b>Tools mat FBR 44-0 SR5</b>	Dimension: 923 x 331 x 0 mm	Open shelves with border H2 & H4 in Size 43.	6000011703
<b>Tools mat FBR 45-0 SR5</b>	Dimension: 923 x 435 x 0 mm	Open shelves with border H2 & H4 in Size 45.	6000011708
<b>Tools mat FBR 53-0 SR5</b>	Dimension: 1.170 x 227 x 0 mm	Open shelves with border H2 & H4 in Size 53.	6000011699
<b>Tools mat FBR 54-0 SR5</b>	Dimension: 1.170 x 331 x 0 mm	Open shelves with border H2 & H4 in Size 54.	6000011704
<b>Tools mat FBR 55-0 SR5</b>	Dimension: 1.170 x 435 x 0 mm	Open shelves with border H2 & H4 in Size 55.	6000011709
<b>Tools mat FBR 63-0 SR5</b>	Dimension: 1.417 x 227 x 0 mm	Open shelves with border H2 & H4 in Size 63.	6000011700
<b>Tools mat FBR 64-0 SR5</b>	Dimension: 1.417 x 331 x 0 mm	Open shelves with border H2 & H4 in Size 64.	6000011705
<b>Tools mat FBR 65-0 SR5</b>	Dimension: 1.417 x 435 x 0 mm	Open shelves with border H2 & H4 in Size 65.	6000011710



## SR5 accessories – Side profile extensions




The functionality of the SR5 van racking can be extended using accessories for the side profiles. Various storage compartments and holders and a complete work bench are available to expand the vehicle into a fully functioning mobile workplace.



More accessories starting on page 78

Product description	Ref. No.:
 <p><b>Storage pocket 04-7 SR5</b>  <b>Dimensions (WxDxH):</b> 142 x 352 x 123 mm  <b>Weight:</b> 0,8 kg            Generates additional stowage space on the side profile of the SR5 van racking. With integrated tool clamping rail for stowing screwdrivers, pliers and much more.</p>	1000012211
 <p><b>Document pocket 04-12 SR5</b>  <b>Dimensions (WxDxH):</b> 99 x 356 x 203 mm  <b>Weight:</b> 0,8 kg            Suitable for documents of all types up to DIN A4 in size. Can be installed at any height on the side profile.</p>	1000012208

Product description	Ref. No.:
 <p><b>Hook strip 04 SR5</b>  <b>Dimensions (WxDxH):</b> 98 x 355 x 90 mm  <b>Weight:</b> 1,17 kg            Rail with three hooks for stowing cables, clothing etc. on both the side profiles of the SR5 van racking.</p>	1000012210
 <p><b>Lashing rail ProSafe 04-3 SR5</b>  <b>Dimensions (WxDxH):</b> 345 x 47 x 28 mm  <b>Weight:</b> 0,34 kg            Interface to ProSafe load securing system. Secure fixing of load on the SR5 van racking with lashing straps or rubber retaining straps.</p>	1000012209
 <p><b>Tube holder middle SR5</b>  <b>Dimensions (WxDxH):</b> 119, x 266 x 201 mm  <b>Weight:</b> 1,34 kg            Organised and safe transport of cables and hoses on the side profile of the SR5 van racking. Convenient and quick access also from outside the vehicle.</p>	1000012207
 <p><b>Paper towel dispenser SR5</b>  <b>Dimensions (WxDxH):</b> 151 x 34 x 160 mm  <b>Weight:</b> 1,67 kg            A clean cloth for cleaning your hands or tools should always be available. Cover prevents undesirable rolling away.</p>	1000012206

Product description	Ref. No.:
 <p><b>Hinged workbench 100 SR5</b>  <b>Dimensions (WxDxH):</b> 810 x 260 x 210 mm  <b>Weight:</b> 14,5 kg            Fold-out work bench including vice 100. The working height of the work bench varies according to the loading edge of the vehicle. Worktop dimensions 195 x 583 x 30 mm.</p>	1000012749



Installation - Load-securing - Cargo space protection


# Floor and wall claddings



Protects the cargo area from wear and damage



Lashing possibilities for professional load-securing



Ideal combination with SR5 from integrated mounting points



Easy-care, sturdy and easy to clean

## Installation and load-securing floors

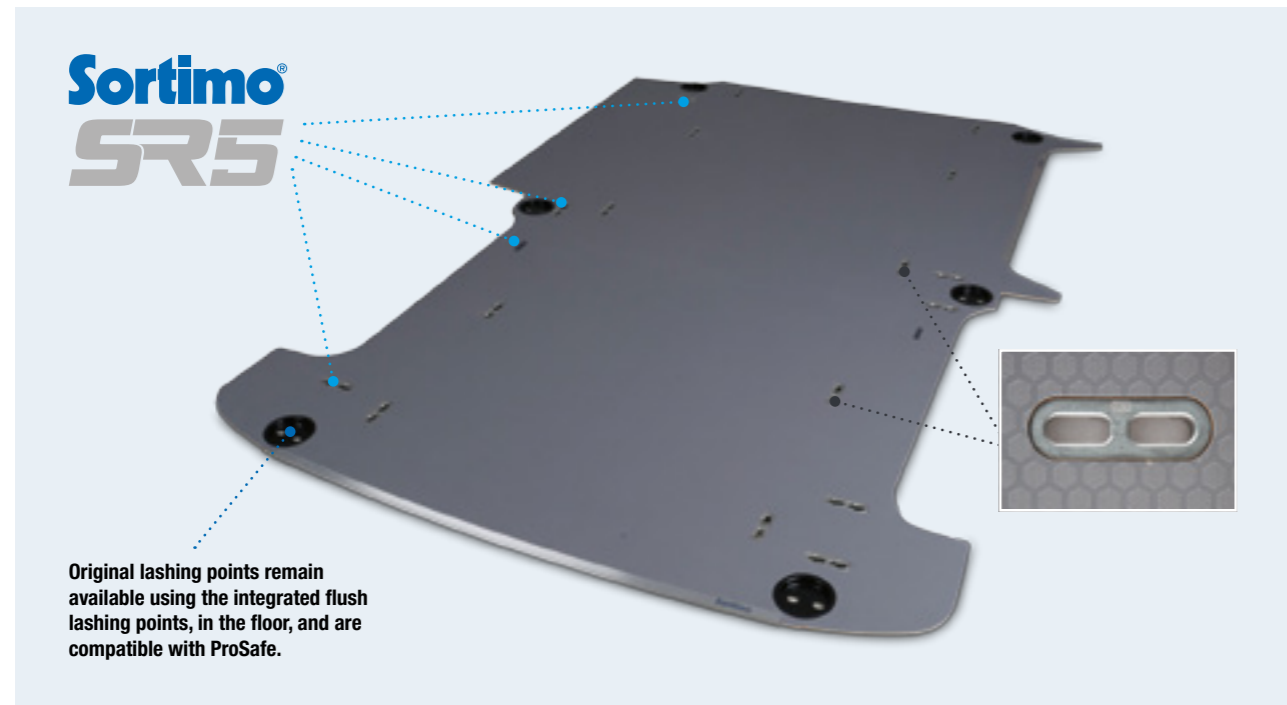


Floor and wall cladding form the basis of professional vehicle equipment. Sortimo offers the right solution with the vehicle-specific sets in various different designs for any application. This includes our own integrated and developed load-securing system ProSafe, which facilitates diverse solutions for load-securing.

Sortimo floor and wall cladding contributes significantly to the value retention of your vehicle.

They protect the chassis from damage and can be removed without leaving any residues if necessary.

 <p><b>SoboGrip</b></p> <p>Sturdy mounting floor with non-slip coating for alternating types of load.</p>	 <p><b>SoboPro</b></p> <p>load-securing floor with lashing points for SR5 van racking and additional universal lashing points.</p>	 <p><b>SoboPro lashing bar</b></p> <p>Load-securing floor with lashing points for SR5 van racking and additional universal lashing points for mounting lashing bars.</p>
--	---	---



### Installation and load-securing floor

- made from Scandinavian birch
- 9 mm thick, 7-fold bonding
- extremely impact and scratch-resistant
- moisture-resistant
- SR5 ready with the integrated lashing points of the SoboPro floors
- adjusted fitting for the vehicle
- no drilling of the vehicle floor necessary



## Maximum utilisation of the load area in the vehicle with SoboPro and SR5 van racking

### SoboPro



The SoboPro mounting floor permits simple and quick mounting of the Sortimo van racking SR5 in the vehicle without having to drill through the vehicle chassis, thanks to the integrated mounting points. The standard lashing trays included in the Transporter can still be used.

The SoboPro mounting floor has additional universal lashing points alongside the pre-configured lashing points. This results in an innovative and professional load-securing concept which permits flexible lashing of loads to the floor. The universal lashing points are arranged in such a way that the valuable storage space on the floor of the vehicle itself, combined with the installation of SR5 van racking, can be utilised in an ideal manner.



### Load-securing as standard

The SoboPro floor is compatible with all ProSafe products, such as lashing straps, CargoStopp and load-securing nets. The protection floor is resistant to dirt and water, is easy to clean and is extremely scratch and impact resistant.



## Installation and load-securing floors



### CITROËN

Wall claddings for vehicles with right-sliding door.



Model / model year	Specification	Wheelbase in mm	Length in mm	Ref. no. SoboGrip	Ref. no. SoboPro
Berlingo 2008	L1	2728	4380	331013232	1000012301
Berlingo 2008	L2	2728	4628	331014401	1000012302
Berlingo 2018	L1	2785	4403	—	1000012161
Berlingo 2018	L2	2975	4753	—	1000012162
Jumper 2006	L1	3000	4963	331010270	1000012168
Jumper 2006	L2	3450	5413	331010272	1000012169
Jumper 2006	L3	4035	5998	331010274	1000012170
Jumper 2006	L5	4035	6363	331010809	—
Jumpy 2016	XS	2925	4609	1000005157	1000012163
Jumpy 2016	M	3275	4959	1000005112	1000012164
Jumpy 2016	XL	3275	5309	1000005158	1000012165

### FIAT

Wall claddings for vehicles with right-sliding door.

Model / model year	Specification	Wheelbase in mm	Length in mm	Ref. no. SoboGrip	Ref. no. SoboPro
Doblo 2010	L1	2755	4390	331016509	1000012166
Doblo 2010	L2	3105	4740	331016510	1000012167
Ducato 2006	L1	3000	4963	331010270	1000012168
Ducato 2006	L2	3450	5413	331010272	1000012169
Ducato 2006	L3	4035	5998	331010274	1000012170
Ducato 2006	L4	4035	6363	331010809	—
Talento 2016	L1, SD	3098	4999	1000003017	1000012192
Talento 2016	L1, RD	3098	4999	1000003020	1000012303
Talento 2016	L2, SD	3498	5399	1000003023	1000012193
Talento 2016	L2, RD	3498	5399	1000003026	1000012304

#### SoboGrip



The Sortimo floor SoboGrip is built for rough everyday life with changing cargo and therefore ideal for parcel delivery services and freight forwarders. The textured coating is non-directional, scratch-resistant and also extremely slip-resistant when wet.



### FORD

Wall claddings for vehicles with right-sliding door.



Model / model year	Specification	Wheelbase in mm	Length in mm	Ref. no. SoboGrip	Ref. no. SoboPro
Transit Connect 2014	L1	2662	4418	1000002597	1000012171
Transit Connect 2014	L2	3062	4818	1000002535	1000012172
Transit Courier 2014	DIV	2489	4157	1000003219	—
Transit Courier 2014	PG	2489	4157	1000003391	—
Transit Custom 2012	Short	2933	4972	1000001761	1000012173
Transit Custom 2012	Long	3300	5339	1000001764	1000012174
Transit 2014	L2	3300	5531	1000002680	1000012175
Transit 2014	L2, RW	3300	5531	1000002873	1000012177
Transit 2014	L3	3750	5981	1000002649	1000012176
Transit 2014	L3, RW	3750	5981	1000002760	1000012178

### HYUNDAI

Wall claddings for vehicles with right-sliding door.

Model / model year	Specification	Wheelbase in mm	Length in mm	Ref. no. SoboGrip	Ref. no. SoboPro
H350 2015	L2	3435	5515	1000004671	—
H350 2015	L3	3670	6195	1000004682	—

### IVECO

Wall claddings for vehicles with right-sliding door.

Model / model year	Specification	Wheelbase in mm	Length in mm	Ref. no. SoboGrip	Ref. no. SoboPro
Daily 2014	L1	3000	5040	1000003400	—
Daily 2014	L2	3520	5560	1000002757	—
Daily 2014	L3	3520	5950	1000002758	—
Daily 2014	L3, DT	3520	5950	1000004381	—
Daily 2014	L4	4100	7130	1000002759	—
Daily 2014	L4, DT	4100	7130	1000003979	—
Daily 2014	L5	4100	7498	1000004098	—
Daily 2014	L5, DT	4100	7498	1000004101	—

SD = swing doors, RW = rear-wheel drive, RD = rear door, WAC = wheel arch cladding, PG = partition grid, DIV = divider, DT = dual tyres

## Installation and load-securing floors



### MAN

Wall claddings for vehicles with right-sliding door.



Model / model year	Specification	Wheelbase in mm	Length in mm	SoboGrip		SoboPro	
				Ref. no.	Ref. no.	Ref. no.	Ref. no.
<b>TGE 2016</b>	L3	3640	5986	100005278	1000012202		
<b>TGE 2016</b>	L3, RW	3640	5986	1000011211	1000012204		
<b>TGE 2016</b>	L3, RW, DT	3640	5986	1000010565	—		
<b>TGE 2016</b>	L4	4490	6836	100005279	1000012203		
<b>TGE 2016</b>	L4, RW	4490	6836	1000011219	1000012205		
<b>TGE 2016</b>	L4, RW, DT	4490	6836	1000010566	—		
<b>TGE 2016</b>	L5	4490	7391	100005280	—		
<b>TGE 2016</b>	L5, RW	4490	7391	1000011227	—		
<b>TGE 2016</b>	L5, RW, DT	4490	7391	1000011445	—		

### MERCEDES-BENZ

Wall claddings for vehicles with right-sliding door.

Model / model year	Specification	Wheelbase in mm	Length in mm	SoboGrip		SoboPro	
				Ref. no.	Ref. no.	Ref. no.	Ref. no.
<b>Citan 2012</b>	Long	2697	4321	331013206	1000012179		
<b>Citan 2012</b>	Long, WAC	2697	4321	100002609	1000012181		
<b>Citan 2012</b>	Extra long	3081	4705	331017394	1000012180		
<b>Citan 2012</b>	Extra long, WAC	3081	4705	100003170	1000012182		
<b>Sprinter 2006</b>	Compact	3250	5245	331008871	1000012186		
<b>Sprinter 2006</b>	Standard	3665	5910	331008873	1000012187		
<b>Sprinter 2018</b>	Compact	3259	5267	1000011510	1000012190		
<b>Sprinter 2018</b>	Standard	3924	5932	1000011276	1000012191		
<b>Sprinter 2006</b> <b>Sprinter 2018</b>	Standard, DT	3665	5910	331008876	—		
<b>Sprinter 2006</b> <b>Sprinter 2018</b>	Long	4325	6945	331008874	—		
<b>Sprinter 2006</b> <b>Sprinter 2018</b>	Long, DT	4325	6945	331008877	1000012188		
<b>Sprinter 2006</b> <b>Sprinter 2018</b>	Extra long	4325	7345	331008875	1000012189		
<b>Sprinter 2006</b> <b>Sprinter 2018</b>	Extra long, DT	4325	7345	331008878	—		
<b>Vito 2014</b>	Compact	3200	4895	100003158	1000012183		
<b>Vito 2014</b>	Long	3200	5140	100003159	1000012184		
<b>Vito 2014</b>	Extra long	3430	5370	100003160	1000012185		

### NISSAN

Wall claddings for vehicles with right-sliding door.



Model / model year	Specification	Wheelbase in mm	Length in mm	SoboGrip		SoboPro	
				Ref. no.	Ref. no.	Ref. no.	Ref. no.
<b>NV300 2016</b>	L1, SD	3098	4999	100003017	1000012192		
<b>NV300 2016</b>	L1, RD	3098	4999	100003020	1000012303		
<b>NV300 2016</b>	L2, SD	3498	5399	100003023	1000012193		
<b>NV300 2016</b>	L2, RD	3498	5399	100003026	1000012304		
<b>NV400 2012</b>	L1	3182	5048	331016911	1000012194		
<b>NV400 2012</b>	L2	3682	5548	331016912	1000012195		
<b>NV400 2012</b>	L3, RW	3682	6198	331016843	1000012197		
<b>NV400 2012</b>	L3	4332	6198	331016913	1000012196		
<b>NV400 2012</b>	L4, RW	4332	6848	100003459	—		
<b>NV400 2012</b>	L4, RW, DT	4332	6848	331016918	—		

### OPEL

Wall claddings for vehicles with right-sliding door.

Model / model year	Specification	Wheelbase in mm	Length in mm	SoboGrip		SoboPro	
				Ref. no.	Ref. no.	Ref. no.	Ref. no.
<b>Combo 2012</b>	L1	2755	4390	331016509	1000012166		
<b>Combo 2012</b>	L2	3105	4740	331016510	1000012167		
<b>Combo 2018</b>	L1	2728	4403	—	1000012161		
<b>Combo 2018</b>	L2	2975	4753	—	1000012162		
<b>Movano 2010</b>	L1	3182	5048	331016911	1000012194		
<b>Movano 2010</b>	L2	3682	5548	331016912	1000012195		
<b>Movano 2010</b>	L3, RW	3682	6198	331016843	1000012197		
<b>Movano 2010</b>	L3	4332	6198	331016913	1000012196		
<b>Movano 2010</b>	L4, RW	4332	6848	100003459	—		
<b>Movano 2010</b>	L4, RW, DT	4332	6848	331016918	—		
<b>Vivaro 2014</b>	L1, SD	3098	4999	100003017	1000012192		
<b>Vivaro 2014</b>	L1, RD	3098	4999	100003020	1000012303		
<b>Vivaro 2014</b>	L2, SD	3498	5399	100003023	1000012193		
<b>Vivaro 2014</b>	L2, RD	3498	5399	100003026	1000012304		

SD = swing doors, RW = rear-wheel drive, RD = rear door, WAC = wheel arch cladding, PG = partition grid, DIV = divider, DT = dual tyres

## Installation and load-securing floors



### PEUGEOT

Wall claddings for vehicles with right-sliding door.



Model / model year	Specification	Wheelbase in mm	Length in mm	SoboGrip Ref. no.	SoboPro Ref. no.
Boxer 2006	L1	3000	4963	331010270	1000012168
Boxer 2006	L2	3450	5413	331010272	1000012169
Boxer 2006	L3	4035	5998	331010274	1000012170
Boxer 2006	L4	4035	6363	331010809	—
Expert 2016	L1	2925	4609	1000005157	1000012163
Expert 2016	L2	3275	4959	1000005112	1000012164
Expert 2016	L3	3275	5309	1000005158	1000012165
Partner 2008	L1	2728	4380	331013232	1000012301
Partner 2008	L2	2728	4628	331014401	1000012302
Partner 2018	L1	2785	4403	—	1000012161
Partner 2018	L2	2975	4753	—	1000012162

### RENAULT

Wall claddings for vehicles with right-sliding door.

Model / model year	Specification	Wheelbase in mm	Length in mm	SoboGrip Ref. no.	SoboPro Ref. no.
Kangoo 2013	L1	2697	4282	331013206	1000012179
Kangoo 2013	L1, WAC	2697	4282	1000002609	1000012181
Kangoo 2013	L2	3081	4666	331017394	1000012180
Kangoo 2013	L2, WAC	3081	4666	1000003170	1000012182
Master 2010	L1	3182	5048	331016911	1000012194
Master 2010	L2	3682	5548	331016912	1000012195
Master 2010	L3, RW	3682	6198	331016843	1000012197
Master 2010	L3, RW, DT	3682	6198	331016916	—
Master 2010	L3	4332	6198	331016913	1000012196
Master 2010	L4, RW	4332	6848	1000003459	—
Master 2010	L4, RW, DT	4332	6848	331016918	—
Traffic 2014	L1, SD	3098	4999	1000003017	1000012192
Traffic 2014	L1, RD	3098	4999	1000003020	1000012303
Traffic 2014	L2, SD	3498	5399	1000003023	1000012193
Traffic 2014	L2, RD	3498	5399	1000003026	1000012304

### TOYOTA

Wall claddings for vehicles with right-sliding door.



Model / model year	Specification	Wheelbase in mm	Length in mm	SoboGrip Ref. no.	SoboPro Ref. no.
Proace 2016	Compact	2925	4609	1000005157	1000012163
Proace 2016	Medium	3275	4959	1000005112	1000012164
Proace 2016	Long	3275	5309	1000005158	1000012165

### VOLKSWAGEN

Wall claddings for vehicles with right-sliding door.

Model / model year	Specification	Wheelbase in mm	Length in mm	SoboGrip Ref. no.	SoboPro Ref. no.
Caddy 2015	Normal	2682	4408	331001450	1000012198
Caddy 2015	Maxi	3002	4878	331012928	1000012199
Crafter 2016	L3	3640	5986	1000005278	1000012202
Crafter 2016	L3, RW	3640	5986	1000011211	1000012204
Crafter 2016	L3, RW, DT	3640	5986	1000010565	—
Crafter 2016	L4	4490	6836	1000005279	1000012203
Crafter 2016	L4, RW	4490	6836	1000011219	1000012205
Crafter 2016	L4, RW, DT	4490	6836	1000010566	—
Crafter 2016	L5	4490	7391	1000005280	—
Crafter 2016	L5, RW	4490	7391	1000011227	—
Crafter 2016	L5, RW, DT	4490	7391	1000011445	—
T6 2015	Short	3000	4892	33592156	1000012200
T6 2015	Long	3400	5292	33592149	1000012201

SD = swing doors, RW = rear-wheel drive, RD = rear door, WAC = wheel arch cladding, PG = partition grid, DIV = divider, DT = dual tyres




## Installation and load-securing floors

### SoboPro lashing bar



The SoboPro restraint pole, in conjunction with the lashing points for SR5 van rackings, has additional universal lashing points. In combination with fixing rails above, fixed to the roof stringers, you can insert lashing bars to allow form-fitted securing of the load. Bulky goods and panel materials can thus be conveniently attached secured for transport. The universal lashing points can, in addition, be used for ProSafe lashing straps. The 7-fold bonded mounting floor, having a thickness of 9 mm, is scratch-resistant as a result of its multi-directional textured coating and is extremely slip-resistant even when wet.



## CITROËN

Wall claddings for vehicles with right-sliding door.



Model / model year	Specification	Wheelbase in mm	Length in mm	Type of rear door	Ref. no.	SoboPro Lashing bar
<b>Jumper 2006</b>	L1	3000	4963	H1	1000012563	
<b>Jumper 2006</b>	L2	3450	5413	H1, H2	1000012564	
<b>Jumper 2006</b>	L3	4035	5998	H2	1000012565	

## FIAT

Wall claddings for vehicles with right-sliding door.

Model / model year	Specification	Wheelbase in mm	Length in mm	Type of rear door	Ref. no.	SoboPro Lashing bar
<b>Ducato 2006</b>	L1	3000	4963	H1	1000012563	
<b>Ducato 2006</b>	L2	3450	5413	H1, H2	1000012564	
<b>Ducato 2006</b>	L3	4035	5998	H2	1000012565	
<b>Talento 2016</b>	L1, SD	3098	4999	H1	1000012578	
<b>Talento 2016</b>	L2, SD	3498	5399	H1	1000012579	

## FORD

Wall claddings for vehicles with right-sliding door.

Model / model year	Specification	Wheelbase in mm	Length in mm	Type of rear door	Ref. no.	SoboPro Lashing bar
<b>Transit Custom 2012</b>	Short	2933	4972	H1	1000012566	
<b>Transit Custom 2012</b>	Long	3300	5339	H1	1000012567	
<b>Transit 2014</b>	L2	3300	5531	H2, H3	1000012568	
<b>Transit 2014</b>	L2, RW	3300	5531	H2, H3	1000012570	
<b>Transit 2014</b>	L3	3750	5981	H2, H3	1000012569	
<b>Transit 2014</b>	L3, RW	3750	5981	H2, H3	1000012571	

## MAN

Wall claddings for vehicles with right-sliding door.

Model / model year	Specification	Wheelbase in mm	Length in mm	Type of rear door	Ref. no.	SoboPro Lashing bar
<b>TGE 2016</b>	L3	3640	5986	H1, H2	1000012585	
<b>TGE 2016</b>	L3, RW	3640	5986	H1, H2	1000012587	
<b>TGE 2016</b>	L4	4490	6836	H2, H3	1000012586	
<b>TGE 2016</b>	L4, RW	4490	6836	H2, H3	1000012588	

SD = swing doors, RW = rear-wheel drive, RD = rear door, WAC = wheel arch cladding, PG = partition grid, DIV = divider, DT = dual tyres

## Installation and load-securing floors



### MERCEDES-BENZ

Wall claddings for vehicles with right-sliding door.



Model / model year	Specification	Wheelbase in mm	Length in mm	Type of rear door	Ref. no.	SoboPro Lashing bar
<b>Sprinter 2006</b>	Standard	3665	5910	H2	1000012573	
<b>Sprinter 2006</b>	Long	4325	6945	H2	1000012574	
<b>Sprinter 2006</b>	ExtraLong	4325	7345	H2	1000012575	
<b>Sprinter 2018</b>	Compact	3259	5267	H1, H2	1000012576	
<b>Sprinter 2018</b>	Standard	3924	5932	H1, H2	1000012577	
<b>Vito 2014</b>	Long	3200	5140	H1	1000012572	

### NISSAN

Wall claddings for vehicles with right-sliding door.

Model / model year	Specification	Wheelbase in mm	Length in mm	Type of rear door	Ref. no.	SoboPro Lashing bar
<b>NV300 2016</b>	L1, SD	3098	4999	H1	1000012578	
<b>NV300 2016</b>	L2, SD	3498	5399	H1	1000012579	
<b>NV400 2012</b>	L1, SD	3682	5548	H2	1000012580	
<b>NV400 2012</b>	L3	4332	6198	H2	1000012581	
<b>NV400 2012</b>	L3, RW	3682	6198	H2	1000012582	

### OPEL

Wall claddings for vehicles with right-sliding door.

Model / model year	Specification	Wheelbase in mm	Length in mm	Type of rear door	Ref. no.	SoboPro Lashing bar
<b>Movano 2010</b>	L2	3682	5548	H2	1000012580	
<b>Movano 2010</b>	L3, RW	3682	6198	H2	1000012582	
<b>Movano 2010</b>	L3, RW	3682	6198	H2	1000012582	
<b>Master 2010</b>	L3	4332	6198	H2	1000012581	
<b>Vivaro 2014</b>	L1, SD	3098	4999	H1	1000012578	
<b>Vivaro 2014</b>	L2, SD	3498	5399	H1	1000012579	

### PEUGEOT

Wall claddings for vehicles with right-sliding door.

Model / model year	Specification	Wheelbase in mm	Length in mm	Type of rear door	Ref. no.	SoboPro Lashing bar
<b>Boxer 2006</b>	L1	3000	4963	H1	1000012563	
<b>Boxer 2006</b>	L2	3450	5413	H1, H2	1000012564	
<b>Boxer 2006</b>	L3	4035	5998	H2	1000012565	

### RENAULT

Wall claddings for vehicles with right-sliding door.




Model / model year	Specification	Wheelbase in mm	Length in mm	Type of rear door	Ref. no.	SoboPro Lashing bar
<b>Master 2010</b>	L2	3682	5548	H2	1000012580	
<b>Master 2010</b>	L3	4332	6198	H2	1000012581	
<b>Master 2010</b>	L3, RW	3682	6198	H2	1000012582	
<b>Trafic 2014</b>	L1, SD	3098	4999	H1	1000012578	
<b>Trafic 2014</b>	L2, SD	3498	5399	H1	1000012579	

### VOLKSWAGEN

Wall claddings for vehicles with right-sliding door.

Model / model year	Specification	Wheelbase in mm	Length in mm	Type of rear door	Ref. no.	SoboPro Lashing bar
<b>Crafter 2016</b>	L3	3640	5986	H1, H2	1000012585	
<b>Crafter 2016</b>	L4	4490	6836	H2, H3	1000012586	
<b>Crafter 2016</b>	L3, RW	3640	5986	H1, H2	1000012587	
<b>Crafter 2016</b>	L4, RW	4490	6836	H2, H3	1000012588	
<b>T6 2015</b>	Short	3000	4892	H1	1000012583	
<b>T6 2015</b>	Long	3400	5292	H1	1000012584	

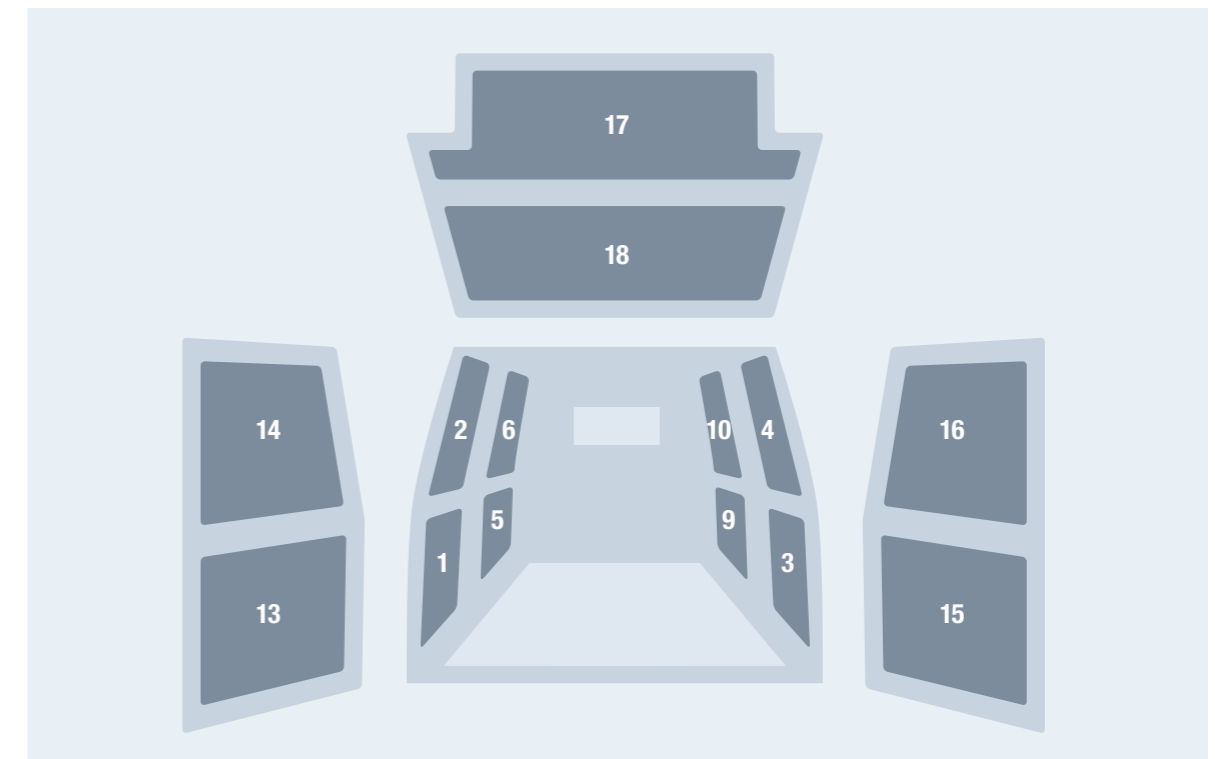


SD = swing doors, RW = rear-wheel drive, RD = rear door, WAC = wheel arch cladding, PG = partition grid, DIV = divider, DT = dual tyres

## Wall cladding – Vehicle-specific interior space protection



The SowaFlex wall cladding, made from lightweight honeycomb material, protects the cargo area of the vehicle and weighs 60% less than comparable wood cladding. The extremely impact and scratch-resistant material protects the vehicle chassis in an optimum manner from damage and can be installed simply and without problems in the vehicle by fastening to the points provided by the vehicle manufacturer.



### SowaFlex

- Protects the vehicle from the inside against damage
- extremely impact and scratch-resistant
- adjusted fitting for the vehicle
- humidity- and chemical resistant
- 60% lighter than wood
- 100% recyclable honeycomb material



## Wall cladding – Vehicle-specific interior space protection



### CITROËN

Wall claddings for vehicles with right-sliding door.

Model / model year	Wheelbase in mm	Specification	Type of roof	Basic Set		Complete Set		
				Set	Ref. no.	Set	Type of rear door	Ref. no.
<b>Berlingo 2008</b>	2728	L1	H1	2/4/6	331013239	1-6/9-10/ 13-16	Hinged Door	1000012265
<b>Berlingo 2008</b>	2728	L2	H1	2/4/6	331013239	1-6/9-10/ 13-16	Hinged Door	1000012265
<b>Jumper 2006</b>	3000	L1	H1	1-6	331010560	1-6/9-10/ 13-16	Hinged Door	1000012215
<b>Jumper 2006</b>	3000	L1	H2	1-6	1000000148	—		
<b>Jumper 2006</b>	3450	L2	H1	1-6	331010820	1-6/9-10/ 13-16	Hinged Door	1000012216
<b>Jumper 2006</b>	3450	L2	H2	1-6	331010562	1-6/9-10/ 13-16	Hinged Door	1000012217
<b>Jumper 2006</b>	4035	L3	H2	1-6	331010564	1-6/9-10/ 13-16	Hinged Door	1000012218
<b>Jumper 2006</b>	4035	L3	H3	1-6	331010566	1-6/9-10/ 13-16	Hinged Door	1000012219
<b>Jumper 2006</b>	4035	L5	H2	1-6	331010851	1-6/9-10/ 13-16	Hinged Door	1000012222
<b>Jumper 2006</b>	4035	L5	H3	1-6	331010822	1-6/9-10/ 13-16	Hinged Door	1000012223
<b>Jumpy 2016</b>	2925	XS	H1	1/3/5	1000005159	1-6/9-10/ 13-16	Tailgate/ Hinged Door	1000012266
<b>Jumpy 2016</b>	2925	XS	H1	2/4/6	1000005160	1-6/9-10/ 13-16	Tailgate/ Hinged Door	1000012266
<b>Jumpy 2016</b>	3275	M	H1	1/3/5	1000005094	1-6/9-10/ 13-16	Tailgate/ Hinged Door	1000012221
<b>Jumpy 2016</b>	3275	M	H1	2/4/6	1000005095	1-6/9-10/ 13-16	Tailgate/ Hinged Door	1000012221
<b>Jumpy 2016</b>	3275	XL	H1	1/3/5	1000005161	1-6/9-10/ 13-16	Tailgate/ Hinged Door	1000012267
<b>Jumpy 2016</b>	3275	XL	H1	2/4/6	1000005162	1-6/9-10/ 13-16	Tailgate/ Hinged Door	1000012267

### FIAT

Wall claddings for vehicles with right-sliding door.

Model / model year	Wheelbase in mm	Specification	Type of roof	Basic Set		Complete Set		
				Set	Ref. no.	Set	Type of rear door	Ref. no.
<b>Doblo 2010</b>	2755	L1	H1	2/4/6	331016984	2/4/6/10/ 14/16	Hinged Door	1000011568
<b>Doblo 2010</b>	3105	L2	H1	2/4/6	331016985	2/4/6/10/ 14/16	Hinged Door	1000011567
<b>Ducato 2006</b>	3000	L1	H1	1-6	331010560	1-6/9-10/ 13-16	Hinged Door	1000012215
<b>Ducato 2006</b>	3000	L1	H2	1-6	1000000148	—		
<b>Ducato 2006</b>	3450	L2	H1	1-6	331010820	1-6/9-10/ 13-16	Hinged Door	1000012216
<b>Ducato 2006</b>	3450	L2	H2	1-6	331010562	1-6/9-10/ 13-16	Hinged Door	1000012217
<b>Ducato 2006</b>	4035	L3	H2	1-6	331010564	1-6/9-10/ 13-16	Hinged Door	1000012218
<b>Ducato 2006</b>	4035	L3	H3	1-6	331010566	1-6/9-10/ 13-16	Hinged Door	1000012219
<b>Ducato 2006</b>	4035	L4	H2	1-6	331010851	1-6/9-10/ 13-16	Hinged Door	1000012222
<b>Ducato 2006</b>	4035	L4	H3	1-6	331010822	1-6/9-10/ 13-16	Hinged Door	1000012223
<b>Talento 2016</b>	3098	L1	H1, H2	1-6	1000003043	1-6/10/14/16	Hinged Door	1000005076
<b>Talento 2016</b>	3098	L1	H1, H2	1-6	1000003043	1-6/10/18	Tailgate	1000005077
<b>Talento 2016</b>	3498	L2	H1, H2	1-6	1000003249	1-6/10/14/16	Hinged Door	1000005075
<b>Talento 2016</b>	3498	L2	H1, H2	1-6	1000003249	1-6/10/18	Tailgate	1000005074



You can find an overview of the components of the set on page 53

RW = rear-wheel drive, WAC = wheel arch cladding

## Wall cladding – Vehicle-specific interior space protection



### FORD

Wall claddings for vehicles with right-sliding door.

Model / model year	Wheelbase in mm	Specification	Type of roof	Basic Set		Complete Set		
				Set	Ref. no.	Set	Type of rear door	Ref. no.
<b>Connect 2014</b>	2662	L1	H1	1-6	1000002604	1-6/9-10/ 13-16	Hinged Door	1000012213
<b>Connect 2014</b>	2662	L1, WAC	H1	2/4/5/6	1000002603	—		
<b>Connect 2014</b>	3062	L2	H1	1-6	1000002638	1-6/9-10/ 13-16	Hinged Door	1000012214
<b>Connect 2014</b>	3062	L2, WAC	H1	2/4/5/6	1000002536	—		
<b>Transit Custom 2012</b>	2933	Kurz	H1, H2	1/3/5	1000001582	1-6/9-10/ 13-16	Hinged Door	1000010349
<b>Transit Custom 2012</b>	2933	Kurz	H1, H2	2/4/6	1000001585	1-6/9-10/ 13-16	Hinged Door	1000010349
<b>Transit Custom 2012</b>	3300	Lang	H1, H2	1/3/5	1000001790	1-6/9-10/ 13-16	Hinged Door	1000011571
<b>Transit Custom 2012</b>	3300	Lang	H1, H2	2/4/6	1000001791	1-6/9-10/ 13-16	Hinged Door	1000011571
<b>Transit 2014</b>	3300	L2	H2	1-6	1000002687	1-6/9-10/ 14/16	Hinged Door	1000011569
<b>Transit 2014</b>	3300	L2	H3	1-6	1000002688	—		
<b>Transit 2014</b>	3750	L3	H2	1-6	1000002654	1-6/9-10/ 14/16	Hinged Door	1000011570
<b>Transit 2014</b>	3750	L3	H3	1-6	1000002707	—		
<b>Transit 2014</b>	3750	L4, RW	H3	1-6	1000003133	—		

### HYUNDAI

Wall claddings for vehicles with right-sliding door.

Model / model year	Wheelbase in mm	Specification	Type of roof	Basic Set		Complete Set		
				Set	Ref. no.	Set	Type of rear door	Ref. no.
<b>H350 2015</b>	3435	L2	H2	1-6	1000004673	1-6/9-10/ 13-16	Hinged Door	1000005373
<b>H350 2015</b>	3670	L3	H2	1-6	1000004684	1-6/9-10/ 13-16	Hinged Door	1000005374



You can find an overview of the components of the set on page 53

### IVECO

Wall claddings for vehicles with right-sliding door.

Model / model year	Wheelbase in mm	Specification	Type of roof	Basic Set		Complete Set		
				Set	Ref. no.	Set	Type of rear door	Ref. no.
<b>Daily 2014</b>	3000	L1	H1	1-6	1000003401	—		
<b>Daily 2014</b>	3520	L2	H1	1-6	1000003402	—		
<b>Daily 2014</b>	3520	L2	H2	1-6	1000003403	—		
<b>Daily 2014</b>	3520	L3	H2	1-6	1000003334	—		
<b>Daily 2014</b>	3520	L3	H3	1-6	1000004104	—		
<b>Daily 2014</b>	4100	L4	H2	1-6	1000003293	—		
<b>Daily 2014</b>	4100	L4	H3	1-6	1000003416	—		
<b>Daily 2014</b>	4100	L5	H2	1-6	1000004036	—		
<b>Daily 2014</b>	4100	L5	H3	1-6	1000004039	—		

### MAN

Wall claddings for vehicles with right-sliding door.

Model / model year	Wheelbase in mm	Specification	Type of roof	Basic Set		Complete Set		
				Set	Ref. no.	Set	Type of rear door	Ref. no.
<b>TGE 2016</b>	3640	L3	H1	1-6	1000010237	—		
<b>TGE 2016</b>	3640	L3, RW	H1	1-6	1000010240	—		
<b>TGE 2016</b>	3640	L3, RW	H2	1-6	1000010243	—		
<b>TGE 2016</b>	3640	L3	H2	1-6	1000005281	1-6/9-10/ 13-16	Hinged Door	1000010379
<b>TGE 2016</b>	4490	L4	H2	1-6	1000005282	1-6/9-10/ 13-16	Hinged Door	1000010380
<b>TGE 2016</b>	4490	L4, RW	H2	1-6	1000010248	—		
<b>TGE 2016</b>	4490	L5	H2	1-6	1000005283	—		
<b>TGE 2016</b>	4490	L5, RW	H2	1-6	1000011493	—		

RW = rear-wheel drive, WAC = wheel arch cladding

## Wall cladding – Vehicle-specific interior space protection



### MERCEDES-BENZ

Wall claddings for vehicles with right-sliding door.

Model / model year	Wheelbase in mm	Specification	Type of roof	Basic Set		Complete Set		
				Set	Ref. no.	Set	Type of rear door	Ref. no.
<b>Citan 2012</b>	2697	Lang	H1	1/3/5	1000001775	1-6/9-10/ 13-16	Hinged Door	1000011199
<b>Citan 2012</b>	2697	Lang	H1	2/4/6	331013210	1-6/9-10/ 13-16	Hinged Door	1000011199
<b>Citan 2012</b>	3081	Extralang	H1	1/3/5	1000001778	1-6/9-10/ 13-16	Hinged Door	1000011196
<b>Citan 2012</b>	3081	Extralang	H1	2/4/6	331017383	1-6/9-10/ 13-16	Hinged Door	1000011196
<b>Sprinter 2006</b>	3250	Kompakt	H1, H2	1-6	331009617	1-6/9-10/ 13-16	Hinged Door	1000005079
<b>Sprinter 2006</b>	3665	Standard	H1, H2, H3	1-6	331009619	1-6/9-10/ 13-16	Hinged Door	1000004931
<b>Sprinter 2006</b>	4325	Lang	H2, H3	1-6	331009659	1-6/9-10/ 13-16	Hinged Door	1000005078
<b>Sprinter 2006</b>	4325	Extralang	H2, H3	1-6	331009661	—		
<b>Sprinter 2018</b>	3259	Kompakt	H1, H2	1-6	1000011505	1-6/9-10/ 13-16	Hinged Door	1000011526
<b>Sprinter 2018</b>	3665	Standard	H1, H2	1-6	331009619	1-6/9-10/ 13-16	Hinged Door	1000012474
<b>Sprinter 2018</b>	3924	Standard	H1, H2	1-6	1000011347	1-6/9-10/ 13-16	Hinged Door	1000011277
<b>Sprinter 2018</b>	4325	Lang	H2, H3	1-6	331009659	1-6/9-10/ 13-16	Hinged Door	1000012475
<b>Sprinter 2018</b>	4325	Extralang	H2, H3	1-6	331009661	—		
<b>Vito 2014</b>	3200	Kompakt	H1	1-6	1000003161	1-6/9-10/ 13-16	Hinged Door	1000011559
<b>Vito 2014</b>	3200	Lang	H1	1-6	1000003162	1-6/9-10/ 13-16	Hinged Door	1000004933
<b>Vito 2014</b>	3430	Extralang	H1	1-6	1000003163	1-6/9-10/ 13-16	Hinged Door	1000011561

### NISSAN

Wall claddings for vehicles with right-sliding door.

Model / model year	Wheelbase in mm	Specification	Type of roof	Basic Set		Complete Set		
				Set	Ref. no.	Set	Type of rear door	Ref. no.
<b>NV300 2016</b>	3098	L1	H1, H2	1-6	1000003043	1-6/10/14/16	Hinged Door	1000005076
<b>NV300 2016</b>	3098	L1	H1, H2	1-6	1000003043	1-6/10/18	Tailgate	1000005077
<b>NV300 2016</b>	3498	L2	H1, H2	1-6	1000003249	1-6/10/14/16	Hinged Door	1000005075
<b>NV300 2016</b>	3498	L2	H1, H2	1-6	1000003249	1-6/10/18	Tailgate	1000005074
<b>NV400 2012</b>	3182	L1	H1	1-6	1000001044	1-6/9-10/ 13-16	Hinged Door	1000005088
<b>NV400 2012</b>	3182	L1	H2	1-6	1000001045	—		
<b>NV400 2012</b>	3682	L2	H2, H3	1-6	331017076	1-6/9-10/ 13-16	Hinged Door	1000005081
<b>NV400 2012</b>	3682	L3, RW	H2, H3	1-6	331017083	—		
<b>NV400 2012</b>	4332	L3	H2, H3	1-6	331017782	1-6/9-10/ 13-16	Hinged Door	1000005080
<b>NV400 2012</b>	4332	L4, RW	H2, H3	1-6	331017078	—		



You can find an overview of the components of the set on page 53

RW = rear-wheel drive, WAC = wheel arch cladding

## Wall cladding – Vehicle-specific interior space protection



### OPEL

Wall claddings for vehicles with right-sliding door.

Model / model year	Wheelbase in mm	Specification	Type of roof	Basic Set		Complete Set		
				Set	Ref. no.	Set	Type of rear door	Ref. no.
<b>Combo 2012</b>	2755	L1	H1	2/4/6	331016984	2/4/6/10/14/16	Hinged Door	1000011568
<b>Combo 2012</b>	3105	L2	H1	2/4/6	331016985	2/4/6/10/14/16	Hinged Door	1000011567
<b>Movano 2010</b>	3182	L1	H1	1-6	1000001044	1-6/9-10/13-16	Hinged Door	1000005088
<b>Movano 2010</b>	3182	L1	H2	1-6	1000001045	—		
<b>Movano 2010</b>	3682	L2	H2	1-6	331017076	1-6/9-10/13-16	Hinged Door	1000005081
<b>Movano 2010</b>	4332	L3	H2, H3	1-6	331017782	1-6/9-10/13-16	Hinged Door	1000005080
<b>Movano 2010</b>	3682	L3, RW	H2, H3	1-6	331017083	—		
<b>Movano 2010</b>	4332	L4, RW	H2, H3	1-6	331017078	—		
<b>Vivaro 2014</b>	3098	L1	H1, H2	1-6	1000003043	1-6/10/14/16	Hinged Door	1000005076
<b>Vivaro 2014</b>	3098	L1	H1, H2	1-6	1000003043	1-6/10/18	Tailgate	1000005077
<b>Vivaro 2014</b>	3498	L2	H1, H2	1-6	1000003249	1-6/10/14/16	Hinged Door	1000005075
<b>Vivaro 2014</b>	3498	L2	H1, H2	1-6	1000003249	1-6/10/18	Tailgate	1000005074

### PEUGEOT

Wall claddings for vehicles with right-sliding door.

Model / model year	Wheelbase in mm	Specification	Type of roof	Basic Set		Complete Set		
				Set	Ref. no.	Set	Type of rear door	Ref. no.
<b>Boxer 2006</b>	3000	L1	H1	1-6	331010560	1-6/9-10/13-16	Hinged Door	1000012215
<b>Boxer 2006</b>	3000	L1	H2	1-6	1000000148	—		
<b>Boxer 2006</b>	3450	L2	H1	1-6	331010820	1-6/9-10/13-16	Hinged Door	1000012216
<b>Boxer 2006</b>	3450	L2	H2	1-6	331010562	1-6/9-10/13-16	Hinged Door	1000012217
<b>Boxer 2006</b>	4035	L3	H2	1-6	331010564	1-6/9-10/13-16	Hinged Door	1000012218
<b>Boxer 2006</b>	4035	L3	H3	1-6	331010566	1-6/9-10/13-16	Hinged Door	1000012219
<b>Boxer 2006</b>	4035	L4	H2	1-6	331010851	1-6/9-10/13-16	Hinged Door	1000012222
<b>Boxer 2006</b>	4035	L4	H3	1-6	331010822	1-6/9-10/13-16	Hinged Door	1000012223
<b>Expert 2016</b>	2925	L1	H1	1/3/5	1000005159	1-6/9-10/13-16	Tailgate/ Hinged Door	1000012221
<b>Expert 2016</b>	2925	L1	H1	2/4/6	1000005160	1-6/9-10/13-16	Tailgate/ Hinged Door	1000012221
<b>Expert 2016</b>	3275	L2	H1	1/3/5	1000005094	1-6/9-10/13-16	Tailgate/ Hinged Door	1000012266
<b>Expert 2016</b>	3275	L2	H1	2/4/6	1000005095	1-6/9-10/13-16	Tailgate/ Hinged Door	1000012266
<b>Expert 2016</b>	3275	L3	H1	1/3/5	1000005161	1-6/9-10/13-16	Tailgate/ Hinged Door	1000012267
<b>Expert 2016</b>	3275	L3	H1	2/4/6	1000005162	1-6/9-10/13-16	Tailgate/ Hinged Door	1000012267
<b>Partner 2008</b>	2728	L1	H1	2/4/6	331013239	1-6/9-10/13-16	Hinged Door	1000012265
<b>Partner 2008</b>	2728	L2	H1	2/4/6	331013239	1-6/9-10/13-16	Hinged Door	1000012265



You can find an overview of the components of the set on page 53

RW = rear-wheel drive, WAC = wheel arch cladding

## Wall cladding – Vehicle-specific interior space protection



### RENAULT

Wall claddings for vehicles with right-sliding door.

Model / model year	Wheelbase in mm	Specification	Type of roof	Basic Set		Complete Set		
				Set	Ref. no.	Set	Type of rear door	Ref. no.
<b>Kangoo 2013</b>	2697	L1	H1	1/3/5	1000001775	1-6/9-10/13-16	Hinged Door	1000011199
<b>Kangoo 2013</b>	2697	L1	H1	2/4/6	331013210	1-6/9-10/13-16	Hinged Door	1000011199
<b>Kangoo 2013</b>	3081	L2	H1	1/3/5	1000001778	1-6/9-10/13-16	Hinged Door	1000011196
<b>Kangoo 2013</b>	3081	L2	H1	2/4/6	331017383	1-6/9-10/13-16	Hinged Door	1000011196
<b>Master 2010</b>	3182	L1	H1	1-6	1000001044	1-6/9-10/13-16	Hinged Door	1000005088
<b>Master 2010</b>	3182	L1	H2	1-6	1000001045	—		
<b>Master 2010</b>	3682	L2	H2, H3	1-6	331017076	1-6/9-10/13-16	Hinged Door	1000005081
<b>Master 2010</b>	3682	L3, RW	H2, H3	1-6	331017083	—		
<b>Master 2010</b>	4332	L3	H2, H3	1-6	331017782	1-6/9-10/13-16	Hinged Door	1000005080
<b>Master 2010</b>	4332	L4, RW	H2, H3	1-6	331017078	—		
<b>Traffic 2014</b>	3098	L1	H1, H2	1-6	1000003043	1-6/10/14/16	Hinged Door	1000005076
<b>Traffic 2014</b>	3098	L1	H1, H2	1-6	1000003043	1-6/10/18	Tailgate	1000005077
<b>Traffic 2014</b>	3498	L2	H1, H2	1-6	1000003249	1-6/10/14/16	Hinged Door	1000005075
<b>Traffic 2014</b>	3498	L2	H1, H2	1-6	1000003249	1-6/10/18	Tailgate	1000005074

### TOYOTA

Wall claddings for vehicles with right-sliding door.

Model / model year	Wheelbase in mm	Specification	Type of roof	Basic Set		Complete Set		
				Set	Ref. no.	Set	Type of rear door	Ref. no.
<b>Proace 2016</b>	2925	Compact	H1	1/3/5	1000005159	1-6/9-10/13-16	Tailgate/ Hinged Door	1000012221
<b>Proace 2016</b>	2925	Compact	H1	2/4/6	1000005160	1-6/9-10/13-16	Tailgate/ Hinged Door	1000012221
<b>Proace 2016</b>	3275	Medium	H1	1/3/5	1000005094	1-6/9-10/13-16	Tailgate/ Hinged Door	1000012266
<b>Proace 2016</b>	3275	Medium	H1	2/4/6	1000005095	1-6/9-10/13-16	Tailgate/ Hinged Door	1000012266
<b>Proace 2016</b>	3275	Lang	H1	1/3/5	1000005161	1-6/9-10/13-16	Tailgate/ Hinged Door	1000012267
<b>Proace 2016</b>	3275	Lang	H1	2/4/6	1000005162	1-6/9-10/13-16	Tailgate/ Hinged Door	1000012267

### VOLKSWAGEN

Wall claddings for vehicles with right-sliding door.

Model / model year	Wheelbase in mm	Specification	Type of roof	Basic Set		Complete Set		
				Set	Ref. no.	Set	Type of rear door	Ref. no.
<b>Caddy 2015</b>	2682	Normal	H1	1-6	331001437	1-6/9-10/13-16	Hinged Door	1000005073
<b>Caddy 2015</b>	3006	Maxi	H1	1-6	331012932	1-6/9-10/13-16	Hinged Door	1000005071
<b>Crafter 2016</b>	3640	L3	H1	1-6	1000010237	—		
<b>Crafter 2016</b>	3640	L3, RW	H1	1-6	1000010240	—		
<b>Crafter 2016</b>	3640	L3, RW	H2	1-6	1000010243	—		
<b>Crafter 2016</b>	3640	L3	H2	1-6	1000005281	1-6/9-10/13-16	Hinged Door	1000010379
<b>Crafter 2016</b>	4490	L4	H2	1-6	1000005282	1-6/9-10/13-16	Hinged Door	1000010380
<b>Crafter 2016</b>	4490	L4, RW	H2	1-6	1000010248	—		
<b>Crafter 2016</b>	4490	L5	H2	1-6	1000005283	—		
<b>Crafter 2016</b>	4490	L5, RW	H2	1-6	1000011493	—		
<b>T6 2015</b>	3000	Kurz	H1	1-6	33341303	1-6/9-10/13-16	Hinged Door	1000004932
<b>T6 2015</b>	3400	Lang	H1	1-6	331001287	1-6/9-10/13-16	Hinged Door	1000005068



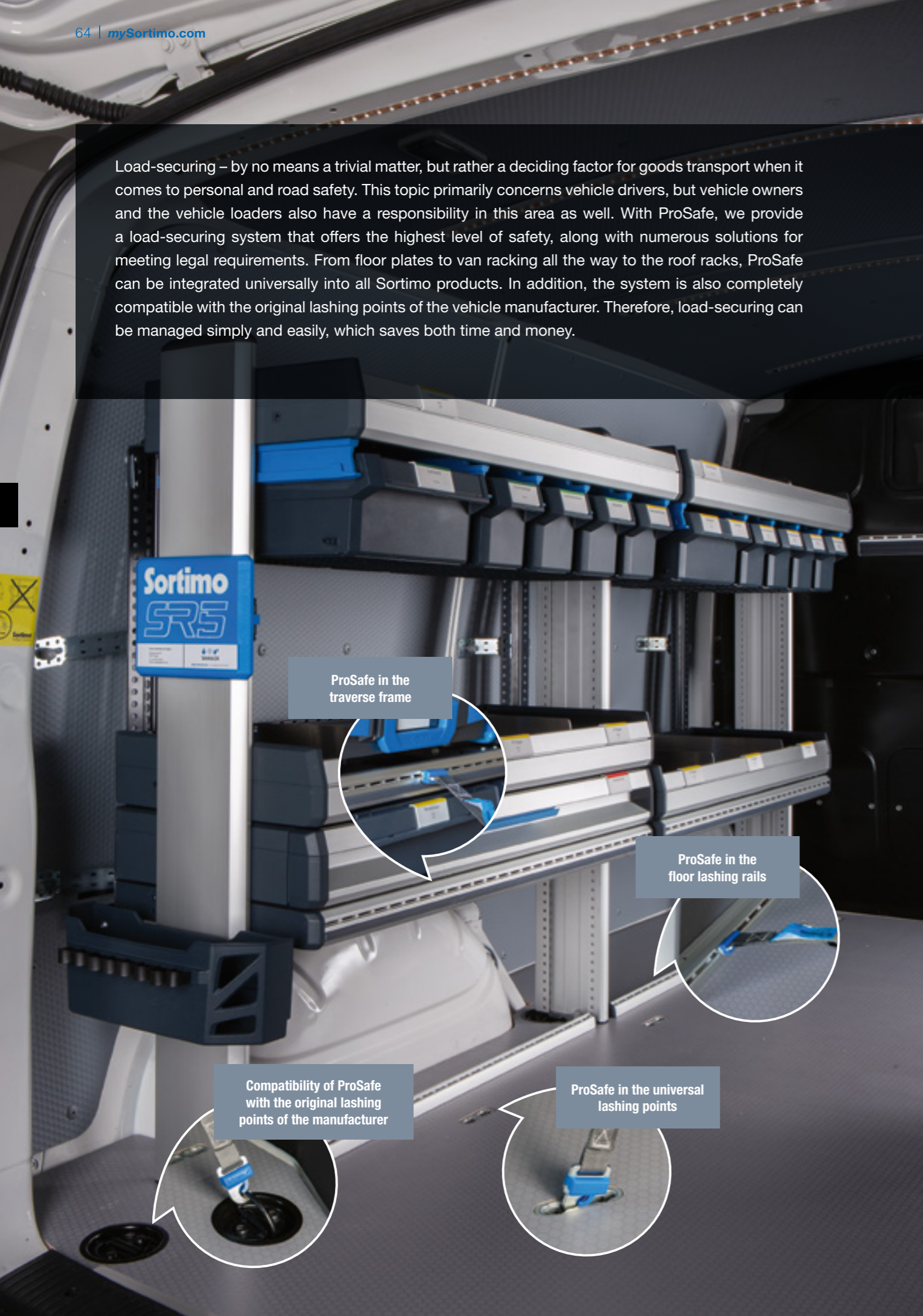
You can find an overview of the components of the set on page 53

RW = rear-wheel drive, WAC = wheel arch cladding





Load-securing – by no means a trivial matter, but rather a deciding factor for goods transport when it comes to personal and road safety. This topic primarily concerns vehicle drivers, but vehicle owners and the vehicle loaders also have a responsibility in this area as well. With ProSafe, we provide a load-securing system that offers the highest level of safety, along with numerous solutions for meeting legal requirements. From floor plates to van racking all the way to the roof racks, ProSafe can be integrated universally into all Sortimo products. In addition, the system is also completely compatible with the original lashing points of the vehicle manufacturer. Therefore, load-securing can be managed simply and easily, which saves both time and money.



ProSafe in the  
traverse frame

ProSafe in the  
floor lashing rails

Compatibility of ProSafe  
with the original lashing  
points of the manufacturer

ProSafe in the universal  
lashing points


Load-securing as standard

# ProSafe



Lashing rails

from page 66



Restraint poles

from page 68



Accessories

from page 70



Lashing straps and load  
safety nets

from page 72

## ProSafe – Load-securing as standard



### Lashing rails

Sortimo lashing rails can be secured to the side wall, divider or to the van racking in conjunction with the SR5 side profile accessories adapter. Cargo can be secured flexibly in the entire vehicle in combination with the SoboPro load-securing floor and Sortimo lashing straps.



### SR5 lashing rail incl. adapter

The ProSafe lashing rail incl. accessories adapter for the van racking SR5 side profile is the perfect interface with the ProSafe lashing system in the vehicle interior. The adapter can be positioned at any height on the side profile quickly and easily, and then secured via screws.



Description	Dim. (WxDxH) / Weight	Product description	Ref. No.
<b>Lashing rail ProSafe 03-3 SR5</b>	Dim.: 241 x 47 x 28 mm Weight: 0,2 kg	Width is approx. 253 mm.	1000012755
<b>Lashing rail 04-3 SR5</b>	Dim.: 345 x 47 x 28 mm Weight: 0,34 kg	Width is approx. 357 mm.	1000012209
<b>Lashing rail ProSafe 05-3 SR5</b>	Dim.: 449 x 47 x 28 mm Weight: 0,4 kg	Width is approx. 461 mm.	1000012756

### Side wall/divider lashing rail

The lashing rail can be secured to the side wall or to the divider in the interior of the vehicle. This provides the perfect interface to the rest of the ProSafe lashing system.



Description	Dim. (WxDxH) / Weight	Product description	Ref. No.
<b>Lashing rail ProSafe 40-3</b>	Dim.: 980 x 47 x 28 mm Weight: 0,8 kg	Width is approx. 980 mm.	1000000245
<b>Lashing rail ProSafe 50-3</b>	Dim.: 1.222 x 47 x 28 mm Weight: 1,0 kg	Width is approx. 1222 mm.	1000000246
<b>Lashing rail ProSafe 60-3</b>	Dim.: 1.464 x 47 x 28 mm Weight: 1,2 kg	Width is approx. 1464 mm.	1000000247
<b>Lashing rail ProSafe 120-3</b>	Dim.: 2.916 x 47 x 28 mm Weight: 1,4 kg	Width is approx. 2916 mm.	1000000248

### Screw set for side wall/divider lashing rail

Description	Dim. (WxDxH) / Weight	Product description	Ref. No.
<b>Screw set lashing rail</b>	Dim.: 45 x 65 x 15 mm Weight: 0,07 kg	Screw set for securing the lashing rail to the divider.	71013290

## ProSafe – Load-securing as standard



### Restraint poles

The universally applicable restraint poles can be used both horizontally and vertically for securing loads depending on the position of the attachment points. They offer an optimal hold due to their square contours. Using traverse frames, restraint poles can be used horizontally between two SR5 shelves.



Load securing floors with integrated Universal lashing points for use of restraint poles starting on page 48

### ProSafe restraint aluminium poles

The ProSafe restraint pole in aluminium is available in different lengths and can be cut to size thanks to its practical aluminium profile. In conjunction with the SoboPro load-securing floor in which the suitable universal lashing points for restraint poles are already integrated, this creates optimal cargo securing during transport.



Description	Dim. (WxDxH) / Weight	Product description	Ref. No.
<b>Restraint pole aluminium ProSafe 1715mm</b>	Dim.: 1.750 x 50 x 45 mm Weight: 3,19 kg	Suitable for the following vehicle: Renault Master H2 rear-wheel drive.	1000012680
<b>Restraint pole aluminium ProSafe 1860mm</b>	Dim.: 1.974 x 50 x 45 mm Weight: 3,46 kg	Suitable for the following vehicles: MB Sprinter high roof H2, VW Crafter high roof H2, Fiat Ducato high roof H2, Citroën Jumper high roof H2, Peugeot Boxer high roof H2.	1000012681
<b>Restraint pole aluminium ProSafe 2000mm</b>	Dim.: 2.130 x 50 x 45 mm Weight: 3,56 kg	Suitable for the following vehicle: Renault Master H2 rear-wheel drive.	1000012682
<b>Restraint pole aluminium ProSafe 3000mm</b>	Dim.: 3.114 x 50 x 45 mm Weight: 5,22 kg	For individual length adjustment.	1000012685



### ProSafe fixing rail restraint pole

Fixing rail for attaching restraint poles in the roof area in combination with the ProSafe universal lashing point. The rail is available in two lengths and the fastening set is also included in the scope of delivery.



Description	Dim. (WxDxH) / Weight	Product description	Ref. No.
<b>Fixing bar for restraint pole PS 980</b>	Dim.: 979 x 39 x 13 mm Weight: 0,27 kg	Rail length is 980 mm.	1000012683
<b>Fixing bar for restraint pole PS 1460</b>	Dim.: 1.459 x 39 x 13 mm Weight: 0,41 kg	Rail length is 1460 mm.	1000012684

### ProSafe individual lashing point restraint pole

Product description	Ref. No.
  <p><b>ProSafe individual lashing point restraint pole</b>  <b>Dim. (WxDxH):</b> 83 x 20 x 5 mm  <b>Weight:</b> 0,07 kg</p> <p>The ProSafe individual lashing point is screwed into the longitudinal groove of the restraint pole and, depending on the type of load, can be inserted and mounted individually. There are additional lashing options in the load area to secure the load quickly, flexibly and professionally. Max. load: 200 daN</p>	1000001736




## ProSafe – Load-securing as standard



### Load-securing accessories

Sortimo offers the perfect solution for a given application with its comprehensive range of accessories - suitable for the other ProSafe load-securing product range. Expand or optimise your existing load-securing concept customised to your requirements and wishes.

Product description		Ref. No.
	<p><b>Universal lashing point ProSafe</b></p> <p><b>Dim. (WxDxH):</b> 93 x 34 x 12 mm</p> <p><b>Weight:</b> 0,1 kg</p> <p>ProSafe universal lashing point integrated into the loading surface For the attachment of the SR5 van racking Can be combined with all ProSafe lashing straps and nets For the attachment of ProSafe restraint poles</p>	6000011596
	<p><b>ProSafe CargoStopp</b></p> <p><b>Dim. (WxDxH):</b> 108 x 40 x 63 mm</p> <p><b>Weight:</b> 0,20 kg</p> <p>Load securing element for inserting in the ProSafe universal lashing points Provides a stop for form-closed load securing Lashing facility is retained thanks to integrated lashing eyes</p>	1000003736
	<p><b>Lashing point</b></p> <p><b>Dim. (WxDxH):</b> 110 x 110 x 13 mm</p> <p><b>Weight:</b> 0,23 kg</p> <p>for recessed installation in the protection floor Fastening on the vehicle chassis Loading up to 350 daN retractable lashing eyes</p>	80714015
	<p><b>Lashing eye set</b></p> <p><b>Dim. (WxDxH):</b> 100 x 90 x 25 mm</p> <p><b>Weight:</b> 0,13 kg</p> <p>for recessed installation in the protection floor Fastening on the vehicle chassis Loading up to 350 daN retractable lashing eyes</p>	80714244
	<p><b>ProSafe individual lashing point</b></p> <p><b>Dim. (WxDxH):</b> 49 x 30 x 25 mm</p> <p><b>Weight:</b> 0,06 kg</p> <p>For mounting to WorkMo, vehicle floors or the foldable AluCaddy opens up additional lashing options</p>	6000001231

Product description		Ref. No.
	<p><b>Screw fitting ProSafe M6x20</b></p> <p><b>Dim. (WxDxH):</b> 34 x 6 x 39 mm</p> <p><b>Weight:</b> 0,03 kg</p> <p>Can be used in all ProSafe rails For the attachment of applications to the M6 threaded pin Max. load is 200 daN</p>	6000003618
	<p><b>Fixing rail</b></p> <p><b>Dim. (WxDxH):</b> 290 x 16 x 8 mm</p> <p><b>Weight:</b> 0,3 kg</p> <p>Plastic fixing rail Mounting to the installation and load-securing floors prevents slippage of cargo in the vehicle</p>	80714206
	<p><b>Anti-slip protective corner</b></p> <p><b>Dim. (WxDxH):</b> 100 x 100 x 65 mm</p> <p><b>Weight:</b> 0,25 kg</p> <p>stable, powder-coated metal corner with slip-resistant coating for sliding between the vehicle floor and the load prevents slippage of cargo in the vehicle</p>	801012678

### Anti-rattle mats

When securing cargo for transport, it makes sense to use slip resistant materials. Due to its properties, the anti-rattle mat provides an additional option for load-securing in the vehicle and also protects the vehicle floor.

Description	Dim. (WxDxH) / Weight	Product description	Ref. No.
<b>Universal anti-rattle mat 800x1200x4.5</b>	Dim.: 1.200 x 800 x 4 mm Weight: 2,02 kg	cut to any size required suitable for securing pallets or other cargo sliding friction quality $\mu=0,9$	6000003365
<b>Anti-rattle mat 750x500</b>	Dim.: 750 x 200 x 4 mm Weight: 0,11 kg	cut to any size required suitable for securing cargo in cars washable and extremely slip-resistant	6000001116
<b>Anti-slip mat pallets 200x100x8, 4pcs.</b>	Dim.: 200 x 100 x 8 mm Weight: 0,12 kg	as underlay on the corners, e.g. for Euro wooden pallets Packaging unit 4 in number sliding friction quality $\mu=0,77$	801014002

## ProSafe – Load-securing as standard



### Load-securing strap

The ProSafe lashing system enables the flexible lashing of cargo due to the numerous potential connection points on the Sortimo vehicle floor, the van racking as well as the lashing rail for side walls and dividers. Using the ProSafe lashing strap, you can secure cargo of all kinds in the vehicle quickly and easily.



### ProSafe lashing strap with clamping lock

Load: max. 225 daN Strap width: 25 mm Turn buckle: Clamping lock Hook: ProSafe



Description	Dim. (WxDxH) / Weight	Product description	Ref. No.
ProSafe lashing belt clamp buckle 1.4 m	Dim.: 110 x 80 x 40 mm Weight: 0,17 kg	Strap length: approx. 1400 mm	1000000224
ProSafe lashing belt clamp buckle 3 m	Dim.: 110 x 110 x 45 mm Weight: 0,29 kg	Strap length: approx. 3000 mm	1000000222
ProSafe lashing belt clamp buckle 6 m	Dim.: 150 x 110 x 40 mm Weight: 0,44 kg	Strap length: approx. 6000 mm	1000000223

### ProSafe lashing strap with ratchet



Load: max. 400 daN Strap width: 25 mm Turn buckle: Ratchet Hook: ProSafe





Description	Dim. (WxDxH) / Weight	Product description	Ref. No.
ProSafe lashing belt ratchet 0.77 m	Dim.: 190 x 50 x 65 mm Weight: 0,52 kg	Strap length: approx. 770 mm (suitable for securing gas bottles to the ProSafe lashing rail)	1000000228
ProSafe lashing belt ratchet 0.93 m	Dim.: 200 x 50 x 65 mm Weight: 0,53 kg	Strap length: approx. 930 mm (suitable for securing gas bottles to the ProSafe lashing rail)	1000000227
ProSafe lashing belt ratchet 1,5 m	Dim.: 140 x 70 x 85 mm Weight: 0,45 kg	Strap length: approx. 1500 mm	1000012322
ProSafe lashing belt ratchet 3.5 m	Dim.: 130 x 110 x 50 mm Weight: 0,63 kg	Strap length: approx. 3500 mm	1000000225
ProSafe lashing belt ratchet 6 m	Dim.: 130 x 140 x 55 mm Weight: 0,79 kg	Strap length: approx. 6000 mm	1000000226

### i-BOXX 72 G load-securing

The i-BOXXes 72 G include the basic equipment for load-securing in a car and/or van, making all common load-securing measures possible. The load-securing elements are always clearly arranged in the i-BOXX 72 G and the i-BOXX G wall holder ensures that they are always readily to hand whilst on the go.

Product description	Ref. No.
  <p><b>i-BOXX 72 G Load securing estate car</b>  <b>Dim. (WxDxH):</b> 367 x 316 x 72 mm  <b>Weight:</b> 2,12 kg            The basic equipment for load securing in the car (2x lashing straps with clamping buckle 3.5 m, 1x load safety net 1000x1200 mm, 1x anti-rattle mat 750x500 mm, 1x load securing flyer).</p>	1000011186

  <p><b>i-BOXX 72 G Load securing LCV</b>  <b>Dim. (WxDxH):</b> 367 x 316 x 72 mm  <b>Weight:</b> 3,56 kg            The basic equipment for load securing in the van (2x ProSafe lashing strap with ratchet 3.5 m, 2x ProSafe lashing straps with clamping lock 3 m, 4x anti-rattle mats 200x100x8 mm, 4x Flex edge profiles for lashing straps, 1x load securing flyer).</p>	1000011185
--	------------



Useful accessories for i-BOXX G  
on page 184

## ProSafe – Load-securing as standard



### Load-securing strap accessories

Product description	Ref. No.
<p><b>Flexible edge protection lash.straps(4x)</b>  <b>Dim. (WxDxH):</b> 180 x 75 x 7 mm  <b>Weight:</b> 0,24 kg            The flexible plastic edge protection profile protects the load and prevents the lashing straps from slipping.</p>	1000001870

<p><b>Bag for lashing straps</b>  <b>Dim. (WxDxH):</b> 330 x 255 x 12 mm  <b>Weight:</b> 0,27 kg            For organised and protected storage of lashing straps. The bag for lashing straps can be secured to the aluminium side wall or to the divider.</p>	6000002454
--	------------



### Round slings

The round sling is a lifting accessory for lifting and moving loads and complies with EN1492-2. It is also optimally suited for load-securing and is recommended by experts for use as a head sling.

Description	Dim. (WxDxH) / Weight	Product description	Ref. No.
<b>Round sling 2t, 2m</b>	Dim.: 260 x 100 x 50 mm Weight: 0,49 kg	Circumference length: 2000 mm Loading capacity: 2000 kg (direct)	801015075
<b>Round sling 2t, 3m</b>	Dim.: 270 x 110 x 50 mm Weight: 0,7 kg	Circumference length: 3000 mm Loading capacity: 2000 kg (direct)	801015076
<b>Round sling 2t, 4m</b>	Dim.: 290 x 130 x 50 mm Weight: 0,89 kg	Circumference length: 4000 mm Loading capacity: 2000 kg (direct)	801015077

### ProSafe elastic cord

The ProSafe elastic cord is ideally suited for the rapid fixing of large bulky loads in the vehicle.

Description	Dim. (WxDxH) / Weight	Product description	Ref. No.
<b>ProSafe bungee strap 1000 mm incl. 2 hooks</b>	Dim.: 95 x 130 x 40 mm Weight: 0,13 kg	Length: 1000 mm incl. 2 hooks	1000002455
<b>Bungee strap hooks ProSafe complete</b>	Dim.: 66 x 28 x 19 mm Weight: 0,01 kg	Replacement hooks for the ProSafe elastic cord.	1000002480

### Lashing belt with clamping lock

Load: max. 225 daN    Strap width: 25 mm    Turn buckle: Clamping lock    Hooks: without

Description	Dim. (WxDxH) / Weight	Product description	Ref. No.
<b>Lashing strap with clamp buckle 0,25 m</b>	Dim.: 70 x 30 x 40 mm Weight: 0,07 kg	Strap length: approx. 250 mm	801015938
<b>Lashing strap with clamp buckle 1,2m</b>	Dim.: 90 x 50 x 35 mm Weight: 0,14 kg	Strap length: approx. 1200 mm	1000003942
<b>Lashing strap with clamp buckle 3,5 m</b>	Dim.: 97 x 50 x 35 mm Weight: 0,16 kg	Strap length: approx. 3500 mm	80714114

### Lashing strap ratchet and carabiner

Load: max. 500 daN    Strap width: 25 mm    Turn buckle: Ratchet    Hook: Carabiner

Description	Dim. (WxDxH) / Weight	Product description	Ref. No.
<b>Lashing strap ratchet, carabiner 3.5 m</b>	Dim.: 55 x 190 x 120 mm Weight: 0,84 kg	Strap length: approx. 3500 mm	80714091
<b>Lashing strap ratchet, carabiner 6 m</b>	Dim.: 155 x 140 x 55 mm Weight: 0,94 kg	Strap length: approx. 6000 mm	801016217

### Lashing belt clamping lock and lashing hooks

Load: max. 225 daN

Description	Dim. (WxDxH) / Weight	Product description	Ref. No.
<b>Lashing strap w. lock buckle</b>	Dim.: 185 x 155 x 35 mm Weight: 0,24 kg	Strap length: approx. 2000 mm	801006371

## ProSafe – Load-securing as standard



### Load safety nets

ProSafe load securing nets can be used at all available ProSafe lashing points as well as at the original lashing points of your light utility vehicle, and then easily stowed away in Sortimo BOXes after use. Nets are available in several different sizes to ensure that even bulky or round objects are perfectly secured. The quality and functionality of all ProSafe load-securing nets have been tested and certified by Dekra in compliance with the regulation VDI 2700 page 3.3.



### Load safety nets ProSafe with ratchet

Loading capacity: max. 400 daN    Turn buckle: 4x ratchets, 2x clamping locks    Mesh size: approx. 120 x 120 mm    Strap width 25 mm    Hook: ProSafe

Description	Dim. (WxDxH) / Weight	Product description	Ref. No.
<b>ProSafe Load securing net 1400x1025</b>	Dim.: 1.400 x 1.025 x 30 mm Weight: 3,2 kg	Dimensions: 1400 x 1025 mm	1000001305
<b>ProSafe Load securing net 1775x1150</b>	Dim.: 1.775 x 1.150 x 30 mm Weight: 4,4 kg	Dimensions: 1775 x 1150 mm	1000001306
<b>ProSafe Load securing net 2275x1650</b>	Dim.: 2.275 x 1.650 x 30 mm Weight: 7,0 kg	Dimensions: 2275 x 1650 mm	1000001307



### ProSafe load safety nets with clamping lock

Loading capacity: max. 200 daN    Turn buckle: 4x clamping locks    Mesh size: approx. 120 x 120 mm    Strap width: 25 mm    Hook: ProSafe

Description	Dim. (WxDxH) / Weight	Product description	Ref. No.
<b>ProSafe Load securing net 775x900mm</b>	Dim.: 775 x 900 x 19 mm Weight: 0,61 kg	Dimensions: 775 x 900 mm	1000004934
<b>ProSafe Load securing net 775x1025mm</b>	Dim.: 775 x 1.025 x 19 mm Weight: 0,7 kg	Dimensions: 775 x 1025 mm	1000004935
<b>ProSafe Load securing net 1025x1275mm</b>	Dim.: 1.025 x 1.275 x 19 mm Weight: 0,91 kg	Dimensions: 1025 x 1275 mm	1000004936

### Green waste net

The knotted green waste net can be easily attached to trailer hooks and secures green waste such as leaves from flying around. Even larger cargo can be covered and secured for transport using these nets.



Description	Dim. (WxDxH) / Weight	Product description	Ref. No.
<b>Green waste net for trailer 2,2 x 1,5</b>	Dim.: 2.200 x 1.500 x 30 mm Weight: 0,7 kg	Dimensions: 2200 x 1500 mm	6000001547
<b>Green waste net for trailer 2,7 x 1,5</b>	Dim.: 2.700 x 1.500 x 30 mm Weight: 0,8 kg	Dimensions: 2700 x 1500 mm	6000001548
<b>Green waste net for trailer 3,5 x 2,5</b>	Dim.: 3.500 x 2.500 x 30 mm Weight: 0,9 kg	Dimensions: 3500 x 2500 mm	6000001549



Description	Dim. (WxDxH) / Weight	Product description	Ref. No.
<b>Hooked tie plate 50 x 40 mm</b>	Dim.: 50 x 40 x 20 mm Weight: 0,5 kg	Packaging unit: 10 pieces	6000001550

### Cargo net

The load safety net specially designed for cars is available in two sizes.



Description	Dim. (WxDxH) / Weight	Product description	Ref. No.
<b>Load safety net 800x1000mm</b>	Dim.: 250 x 200 x 72 mm Weight: 0,55 kg	Dimensions: 800 x 1000 mm	6000001114
<b>Load safety net 1000x1200mm</b>	Dim.: 250 x 200 x 72 mm Weight: 0,68 kg	Dimensions: 1000 x 1200 mm	6000001113



Useful add-ons for Sortimo van racking

# Accessories



**VEHICLE ACCESSORIES**  
for the mobile workshop

from page 80



**SOWAAPP**  
always ready to hand

from page 98



**ELECTRICAL ACCESSORIES**  
everything in the right light

from page 104



**SAFETY AND FIRST AID**  
for all eventualities

from page 114




## Vehicle accessories – The mobile workshop





### Work benches

Turn your vehicle into a mobile workshop - with a work bench from Sortimo. The Sortimo work benches can be quickly and simply adapted to the SR5 van racking or can be bolted to the floor of the vehicle. A sensible add-on to the work bench is a swivel vice plate with parallel vice and this permits execution of simple installation activities directly in the vehicle. The mobile workshop simplifies day-to-day working, saves time and gives the customer a professional appearance at the same time.



Product description	Ref. No.:
 <p><b>Hinged workbench SR5</b>  <b>Dimensions (WxDxH):</b> 810 x 260 x 210 mm  <b>Weight:</b> 9,0 kg            The working height of the work bench varies according to the loading edge of the vehicle. Distance from loading level to worktop is at least 515 mm.            Plate dim. (WxDxH): 195 x 583 x 30 mm.            Fold-out work bench. (adapted to the SR5 van racking)</p>	1000012542

Product description	Ref. No.:
 <p><b>Heavy duty work bench hinged s. foot</b>  <b>Dimensions (WxDxH):</b> 1.180 x 325 x 320 mm  <b>Weight:</b> 22,1 kg            The working height of the work bench varies according to the loading edge of the vehicle 760 - 940 mm. Distance from ground to loading level 643 - 823 mm. (high console 117 mm)            Plate dim. (WxDxH): 280 x 1.000 x 35 mm.            For vehicles with a higher loading sill. (mounted on the vehicle floor)</p>	1000000527

 <p><b>Heavy duty work bench 2.0 hinged</b>  <b>Dimensions (WxDxH):</b> 1.200 x 340 x 320 mm  <b>Weight:</b> 25,0 kg            The working height of the work bench varies according to the loading edge of the vehicle 760 - 940 mm. Distance from ground to loading level 490 - 670 mm. (high console 270 mm)            Plate dim. (WxDxH): 280 x 1.000 x 35 mm.            For vehicle with a low loading sill. (mounted on the vehicle floor)</p>	1000000528
---	------------

### Parallel vice

The parallel vice is available in various different sizes and is a practical aid for a wide variety of work. All parallel vices have an integrated anvil, trapezoidal thread, forged-on pipe jaws and thus guarantee the highest precision.



Product description	Ref. No.:
<p><b>Parallel vice 100</b>            Jaw width is 100 mm, opening width is 125 mm.</p>	6000002446
<p><b>Parallel vice 120</b>            Jaw width is 120 mm, opening width is 150 mm.</p>	801008322
<p><b>Parallel vice 140</b>            Jaw width is 140 mm, opening width is 215 mm.</p>	801008323

### Swivel vice plate

the swivel vice plate serves a link between the work bench and the parallel vice and is thus the optimum supplement for your mobile workshop. The swivel vice plate can be moved through 360° in a circle and thus permits more flexible working with the parallel vice in the vehicle.



Product description	Ref. No.:
<p><b>Swivel vice plate 100</b>            Suitable for Parallel vice 100.</p>	6000002447
<p><b>Swivel vice plate 120</b>            Suitable for Parallel vice 120.</p>	801008324
<p><b>Swivel vice plate 140</b>            Suitable for Parallel vice 140.</p>	801008325




## Vehicle accessories – The mobile workshop



### Auto-Assistant

The Auto-Assistant serves as a practical writing surface and organisation aid for documents on the passenger seat. Thanks to the adjustable clamping fixture for notes, two storage pockets for folders and brochures and a recess for a 1.5 l drink bottle, you always have the essentials for your appointments ready to hand. Additional storage space for documents can be found under the writing surface. This large compartment can also be subdivided with an optional partition wall so that two compartments are available to you.




Product description		Ref. No.:
	<p><b>Autoassistant</b></p> <p><b>Dimensions (WxDxH):</b> 362 x 661 x 480 mm</p> <p><b>Weight:</b> 7,4 kg</p> <p>Scope of supply including fixing buckle for the backrest under the head restraint and belt guide on the side. Not suitable for installation on seats with non-removable head restraints.</p>	801013911
	<p><b>Retaining plate elec.headrest Autoass.</b></p> <p><b>Dimensions (WxDxH):</b> 266 x 68 x 2 mm</p> <p><b>Weight:</b> 0,15 kg</p> <p>Facilitates the fixing of the autoassistant, even with non-removable or electric head restraints.</p>	1000004023
	<p><b>Divider S-BOXX wide pl. window 05-11 AAS</b></p> <p><b>Dimensions (WxDxH):</b> 279 x 174 x 7 mm</p> <p><b>Weight:</b> 0,08 kg</p> <p>For clear space distribution in your autoassistant.</p>	1000002082

### Panel table

The Sortimo side panel table offers optimal, mobile office space in the cargo area, allowing you to handle administrative tasks or complete evaluations or documentation on site in the vehicle. The side panel table provides a large work surface of 628 x 600 mm and when folded away, only takes up 180 x 700 mm of space so that it does not continually block valuable cargo space.

- Flexible screw connection to the side panel or divider in the vehicle and to the Sortimo mounting floor.
- The tabletop can handle loads up to a max. of 50.0 kg.
- Crash-tested as per ECE-R17.
- Head impact as per ECE-R21.
- Black cladding with a grained surface.
- Sturdy mechanical components and aluminium tabletop.
- Not for use while driving.



Product description		Ref. No.:
	<p><b>Side panel table</b></p> <p><b>Dimensions (WxDxH):</b> 890 x 730 x 160 mm</p> <p><b>Weight:</b> 18,0 kg</p> <p>Make more productive and better use of your time waiting between appointments with the practical side panel table.</p>	1000012716

## Vehicle accessories – The mobile workshop




### Interior ladder lift 1800

The Sortimo interior ladder lift provides a new solution for the simple and space-saving stowage of ladders inside the vehicle. The key benefit of this new development is that the ladder is installed underneath the ceiling, leaving the unused space available for additional storage. The optimisation of storage utilisation along with quick and easy handling saves both time and money.


- The ideal organisational aid for additional storage optimisation in the vehicle interior.
- Lets you easily transport aluminium double ladders up to 1.8 m long and 18 kg in weight on the roof lining.
- Easy and fast operation through gas pressure spring without any effort.
- Highest security in an emergency braking and when taking curves through high-quality materials.
- Both brackets are covered with rubber mats in order to prevent any damage to ladder or lift.
- Not suitable for the installation in vehicles with plastic pillars.



Product description		Ref. No.:
	<p><b>Interior ladder lift 180</b></p> <p><b>Dimensions (WxDxH):</b> 1.790 x 184 x 250 mm</p> <p><b>Weight:</b> 8,0 kg</p> <p>Suitable for all commercial vehicle models.</p>	1000004569

### Aluminium foldable ladder for Sortimo TopSystem

The aluminium foldable TopSystem ladder is the perfect combination for the interior ladder lift 1800 and it is also ideally suited for high vehicles as a leaning ladder for loading activities with the Sortimo TopSystem. Furthermore the slip resistant rubber feet of the aluminium foldable ladder enables safe standing and descent at any time.





Product description		Ref. No.:
	<p><b>TopSystem Aluminium foldable ladder 3000 mm</b></p> <p><b>Dimensions (WxDxH):</b> 1.570 x 350 x 125 mm</p> <p><b>Weight:</b> 6,5 kg</p> <p>stable folding lock can fold away to 1.5 m max. resilience 150 kg</p>	811016006

  
Sortimo TopSystem  
starting on page 232

### Telescopic ladders

The telescopic ladders from Sortimo are made of anodised tubes and glass fibre reinforced hard plastic elements. Rubber feet provide for maximum grip on the ground. Due to the compact dimensions, the ladders are easy to transport, perfectly suited for confined spaces and even fit into the boot of a car. All the telescopic ladders comply with the requirements of DIN EN 131-6:2015, DIN EN 131-1:2016 and DIN EN 131-3:2007.



Product description		Ref. No.:
	<p><b>Telescopic combination ladder 2.30 m</b></p> <p><b>Dimensions (WxDxH):</b> 610 x 165 x 710 mm</p> <p><b>Weight:</b> 15,8 kg</p> <p>Telescopic combination ladder with 8 rungs.</p> <p>Extended length: 2.3 m    Retracted length: 0.79 m    Width: 0.48 m</p> <p>Carrying capacity: 150 kg</p>	801012159
	<p><b>Telescopic ladder 3,3m</b></p> <p><b>Dimensions (WxDxH):</b> 85 x 505 x 815 mm</p> <p><b>Weight:</b> 10,5 kg</p> <p>Telescopic leaning ladder with 11 rungs.</p> <p>Extended length: 3.3 m    Retracted length: 0,78 m    Width: 0,49 m</p> <p>Carrying capacity: 150 kg</p>	80714909
	<p><b>Telescopic ladder 3.8m</b></p> <p><b>Dimensions (WxDxH):</b> 840 x 490 x 75 mm</p> <p><b>Weight:</b> 13,8 kg</p> <p>Telescopic leaning ladder with 12 rungs.</p> <p>Extended length: 3.8 m    Retracted length: 0,84 m    Width: 0,49 m</p> <p>Carrying capacity: 150 kg</p>	6000001868
	<p><b>Carrier bag telescopic ladder</b></p> <p><b>Dimensions (WxDxH):</b> 15 x 285 x 1.050 mm</p> <p><b>Weight:</b> 0,54 kg</p> <p>Carrying case for telescopic ladder up to 3.3 m length. The ladder remains safe and clean in its case and allows for easy carrying with a strap.</p>	80714886

Designation	Product description	Ref. No.:
<b>SP rubber feet</b>	1 pair of replacement feet for telescopic ladders 3.3 m.	801013820
<b>SP protect cap</b>	1 cover cap suitable for all telescopic ladders.	801013822
<b>SP foot complete</b>	1 foot complete for combination ladder.	801013824
<b>SP cross traverse</b>	1 cross-member suitable for telescopic leaning ladder 3.8 m.	6000011735
<b>Holder telescopic ladder</b>	Secure stowage and quick accessibility, can be universally mounted in the vehicle.	80779281





## Vehicle accessories – The mobile workshop



### Ramp rails



Whether it be a washing machine or a lawn mower, the ramp rails, available in two lengths, rigid or folding, make possible the stowing of heavy and bulky loads quickly and conveniently. The lateral border protection (30/42 mm) enables reliable holding of the track when loading and unloading, even with large and heavy items. The transport area has a width of 150 mm (external width 234 mm), an anti-rattle mat coating P13 and a carrying capacity of 380 daN. This means that the aluminium rails not only save your back, but also make possible a rapid and convenient sequence for loading and unloading activities.

Product description	Ref. No.:	
 <p><b>Ramp rails 2 m</b>  <b>Dimensions (WxDxH):</b> 2.000 x 234 x 47 mm  <b>Weight:</b> 16,0 kg            Two rigid aluminium loading rails 200 cm long.</p>	801009243	<b>414,60 EUR</b>
 <p><b>Ramp rails 2,5 m</b>  <b>Dimensions (WxDxH):</b> 2.500 x 234 x 47 mm  <b>Weight:</b> 20,0 kg            Two rigid aluminium loading rails 250 cm long.</p>	801009245	<b>522,80 EUR</b>
 <p><b>Ramp rails foldable 2 m</b>  <b>Dimensions (WxDxH):</b> 2.000 x 234 x 47 mm  <b>Weight:</b> 18,0 kg            Two folding aluminium loading rails 200 cm long.</p>	801009244	<b>589,90 EUR</b>
 <p><b>Ramp rails foldable 2,5 m</b>  <b>Dimensions (WxDxH):</b> 2.500 x 234 x 47 mm  <b>Weight:</b> 22,0 kg            Two folding aluminium loading rails 250 cm long.</p>	801009246	<b>665,60 EUR</b>



### Fan

The authorities require vehicle ventilation with free openings when transporting gas bottles. Sortimo offers a ventilation system that can be used either for ventilation or extraction, depending on whether you are using heavy or light gases. The aerodynamic shape means that the throughput of fresh air is far in excess of the legal requirement.

Product description	Ref. No.:
 <p><b>Roof vent</b>  <b>Dimensions (WxDxH):</b> 258 x 196 x 48 mm  <b>Weight:</b> 0,93 kg            Material: UV resistant, impact resistant plastic            Functionality: Ventilation or extraction system (rotating)            Suitable for gas transport in accordance with the DGUV (German Statutory Accident Insurance Association) - in combination with floor or side vents.</p>	80721099
 <p><b>Small roof vent</b>  <b>Dimensions (WxDxH):</b> 97 x 72 x 135 mm  <b>Weight:</b> 0,12 kg            Material: UV resistant, impact resistant plastic            Functionality: permanent fresh air circulation            Suitable for gas transport in accordance with Dekra certification. (In combination with floor or side vents)</p>	801016208
 <p><b>Round floor vent</b>  <b>Dimensions (WxDxH):</b> 210 x 140 x 70 mm  <b>Weight:</b> 0,26 kg            Material: impact-resistant hard plastic with integrated thread            Functionality: permanent fresh air circulation            Suitable for gas transport in accordance with Dekra certification. (In combination with roof or side vents)</p>	6000001283
 <p><b>Side vent black</b>  <b>Dimensions (WxDxH):</b> 443 x 144 x 39 mm <b>Inside:</b> 262 x 126 x 72-40 mm  <b>Weight:</b> 0,48 kg            Material: UV-resistant, impact-resistant plastic.            Functionality: permanent fresh air circulation flow.            Suitable for gas transport in accordance with the DGUV (German Statutory Accident Insurance Association) - in combination with roof or floor vents.</p>	80721082
 <p><b>side vent white</b></p>	801015695
 <p><b>Ventilation plate side panel</b>  <b>Dimensions (WxDxH):</b> 233 x 113 x 11 mm  <b>Weight:</b> 0,20 kg            The ventilation plate, made from stainless steel, is rust-resistant and is mounted on the side panel/divider of your vehicle.</p>	80721037



## Vehicle accessories – The mobile workshop



### Shovel holder tailgate



The shovel holder for the tailgate is perfectly suited for exploitation of this otherwise unused space on the tailgate. Bulky loads, such as boards and ladders, or shovels, brooms and other tools with long handles are transported safely. Without having to access the vehicle, the shovel holder permits quick access to the equipment on site. In addition, the fixing rail is an aid for organised transport as a result of the hooks holding the equipment in place at all times, and thus improving organisation.

Product description	Ref. No.:
 <p><b>Rear door long handled tool holder</b>  <b>Dimensions (WxDxH):</b> 1.650 x 530 x 180 mm  <b>Weight:</b> 6,7 kg            The maximum load of the shovel holder is 15 kg.</p>	1000002516
 <p><b>Long handled tool holder fixing bar</b>  <b>Dimensions (WxDxH):</b> 530 x 115 x 32 mm  <b>Weight:</b> 0,9 kg            Optimum supplement for the shovel holder - fixes the long-handled equipment at the top as well and provides organisation.</p>	1000002517



### Holding fixtures

The U-shaped holding fixtures are suitable for the secure transport of round or semi-round objects, such as standpipes, hydrant wrenches and equipment with long handles. The freight can be quickly secured and released by means of the locking device bracket. This product is particularly durable due to its sturdy holder and in addition protects the secured object from damage by means of its shock absorbing rubber rings.

Product description	Ref. No.:
<p><b>Locking pin 1</b> <span style="float: right;">801011062</span>  <b>Dimensions (WxDxH):</b> 156 x 126 x 44 mm            Can accommodate objects with dimensions of up to 89 x 89 mm.</p>	
<p><b>Locking pin 2</b> <span style="float: right;">801011063</span>  <b>Dimensions (WxDxH):</b> 126 x 44 x 96 mm            Can accommodate objects with dimensions of up to 59 x 63 mm.</p>	
<p><b>Locking pin 3</b> <span style="float: right;">801011064</span>  <b>Dimensions (WxDxH):</b> 116 x 44 x 80 mm            Can accommodate objects with dimensions of up to 50 x 50 mm.</p>	



### Plastic wedge

The plastic wedge is an aid for the secure transport of stand pipes or steel pipes and serves for floor fixing. The pipe to be transported is placed on the plastic wedge and is thus held in place. In addition, the pipe should be held in a holding fixture. As a result, unwieldy pipes can be secured quickly and just as quickly removed from the vehicle cargo space. This saves much movement and of course thereby much valuable time.

Product description	Ref. No.:
<p><b>Plastic wedge B-pipes</b> <span style="float: right;">600000079</span>  <b>Dimensions (WxDxH):</b> 75 x 75 x 40 mm            Appropriate for B-pipes, diameter 52-72 mm.</p>	
<p><b>Plastic wedge C-pipes</b> <span style="float: right;">600000080</span>  <b>Dimensions (WxDxH):</b> 55 x 55 x 40 mm            Appropriate for C-pipes, dimensions 55 x 40 mm.</p>	

## Vehicle accessories – The mobile workshop



### Holder

With the practical Sortimo universal holders you can safely transport brooms or shovels and they remain always ready to hand.

Product description		Ref. No.:
	The universal holders can be screwed in place at any position in the vehicle and are ideal for the mounting of equipment with long handles, such as hammers, brooms and shovels. The equipment is pressed into the holder and it clamps into position in the anti-slip rubber.	
	<b>Universal holder (20-30mm)</b> Dimensions (WxDxH): 72 x 35 x 72 mm Weight: 0,03 kg Suitable for handle diameters of 20 - 30 mm.	801012161
	<b>Universal holder (30-40 mm)</b> Dimensions (WxDxH): 81 x 35 x 72 mm Weight: 0,04 kg Suitable for handle diameters of 30 - 40 mm.	801012162
	<b>Aluminium rail for universal holder</b> Dimensions (WxDxH): 917 x 55 x 9 mm Weight: 0,31 kg Aluminium rail for variable attachment of universal holder. The length is 90 cm.	801012166
	<b>Overhead hook 1 broom/shovel</b> Dimensions (WxDxH): 130 x 110 x 55 mm Weight: 0,17 kg Two-piece holder for fixing all long-handled equipment under the roof of the vehicle. Installation is on the transverse spar of the vehicle roof. Suitable for brooms, shovels, etc.	801012834
	The clamping device fixes and transports shovels, brooms and large clamps in an optimum manner by suspending the rubber strap and closing the clamping lever.	
	<b>Universal holder 1</b> Dimensions (WxDxH): 105 x 50 x 45 mm Weight: 0,15 kg Suitable for handle diameters of 15 - 30 mm.	801009976
	<b>Spare rubber strap clamping device 1</b>	491010015
	<b>Clamping device 2</b> Dimensions (WxDxH): 110 x 50 x 45 mm Weight: 0,15 kg Suitable for handle diameters of 20 - 50 mm.	80713858
	<b>Spare rubber strap clamping device 2</b>	491010016

### Tool Clips

The tool clip is an uncomplicated holder used for hanging up your tools and equipment in the loading space of your vehicle or in your workshop. The different variants allow you simply and quickly to fasten tools and equipment having a diameter of 10 - 114 mm. As a result the materials are stowed away in an organised manner but are also accessible just as quickly. The tool clip is provided with a hole for universal installation.



Product description	Ref. No.:
Tool Clip 10 mm	801013272
Tool Clip 13 mm	801013273
Tool Clip 16 mm	801013274
Tool Clip 19 mm	801013275
Tool Clip 22 mm	801013276
Tool Clip 25 mm	801013277
Tool Clip 28 mm	801013278
Tool Clip 32 mm	801013279

Product description	Ref. No.:
Tool Clip 38 mm	801013280
Tool Clip 44 mm	801013281
Tool Clip 64 mm	801013282
Tool Clip 76 mm	801013283
Tool Clip 89 mm	801013284
Tool Clip 102 mm	801013285
Tool Clip 114 mm	801013286

 More accessories for SR5 starting on page 28

## Vehicle accessories – The mobile workshop



### Hook

The various different Sortimo hooks stow various different materials, such as chains, hoses, cables and even clothing in a safe and organised manner in the vehicle. The available storage space is used in an optimum manner, time for unnecessary material searching and sorting is saved and a professional appearance is shown to the customer.



200



300



1 / 2



3

#### Heavy-duty hanger



You have the option to stow away your chains, hoses and cables in a quick and organised manner in the vehicle with the heavy duty hanger. It also permits immediate access to materials on site, eliminating tiresome searching and organising of cables and chains, permitting effective working.

Product description	Ref. No.:
<b>Heavy duty hanger 200</b> Dimensions (WxDxH): 300 x 203 x 97 mm Hook depth 20 cm, max. load 30 kg. Universal fastening in the vehicle interior.	1000003373
<b>Heavy duty hanger 300</b> Dimensions (WxDxH): 300 x 303 x 97 mm Hook depth 30 cm, max. load 30 kg. Universal fastening in the vehicle interior.	1000003374

#### Aluminium wall hook

The wall hook can be installed anywhere in the vehicle and provides additional storage possibilities for lines, cables, hoses and much more. This means that important materials are always stowed in the vehicle in an organised manner and are always quickly accessible.

Product description	Ref. No.:
<b>Aluminium wall hook size 1</b> Dimensions (WxDxH): 116 x 10 x 82 mm Hook depth 80 mm, max. load 15 kg.	801012163
<b>Aluminium wall hook size 2</b> Dimensions (WxDxH): 120 x 140 x 12 mm Hook depth 115 mm, max. load 15 kg.	801012164
<b>Aluminium wall hook size 3</b> Dimensions (WxDxH): 216 x 188 x 11 mm Hook depth 170 mm, max. load 15 kg.	801012165

Product description	Ref. No.:
  <p><b>Coat hook</b> Dimensions (WxDxH): 11 x 7 x 1 mm Weight: 0,03 kg The coat hooks can be mounted universally in the vehicle. This means that items of work clothing can be stowed in an organised manner in the vehicle and are quickly at hand if they are required. The packaging unit includes 3 coat hooks.</p>	80713087


## Vehicle accessories – The mobile workshop






### Fuel canister

Sortimo has two different fuel canisters in their product portfolio for the safe transport of fuel. Together with the associated holders, the canisters can be fastened simply in the load compartment of the vehicle and are available quickly if required.





Product description	Ref. No.:
 <p><b>Fuel canister 10 litres</b>  <b>Dimensions (WxDxH):</b> 330 x 160 x 330 mm  <b>Weight:</b> 1,0 kg</p> <p>The plastic canister has a fill volume of 10 litres and a plastic spout is included in the scope of supply. The carrying and filling of fuels for vehicles and engines is possible without any problems using this product.</p>	801008042

 <p><b>Fuel canister 20 l</b>  <b>Dimensions (WxDxH):</b> 160 x 340 x 470 mm  <b>Weight:</b> 4,2 kg</p> <p>The plastic canister has a fill volume of 10 litres and a plastic spout is included in the scope of supply. The carrying and filling of fuels for vehicles and engines is possible without any problems using this product.</p>	801009986
---	-----------

Product description	Ref. No.:
 <p>The canister holders are specially designed for mounting fuel canisters in the vehicle and are installed universally inside the vehicle. In addition, the canisters are secured via the integrated clamping strap during transport.</p> <p><b>Canister holder, 10 litres, supplied without fittings</b>  <b>Dimensions (WxDxH):</b> 340 x 295 x 135 mm  <b>Weight:</b> 2,45 kg</p> <p>Suitable for 10 litre fuel canisters.</p>	80779229
 <p><b>Canister holder, 20 litres, supplied without fittings</b>  <b>Dimensions (WxDxH):</b> 418 x 353 x 148 mm  <b>Weight:</b> 3,84 kg</p> <p>Suitable for 20 litre fuel canisters.</p>	80779236

§  
**Attention:** For the transportation of fuel, the legal regulations regarding the maximum quantity has to be adhered to. Sufficient ventilation has to be ensured. Please read about the precise details of these regulations in the appropriate literature.

 <p><b>Fuel canister nozzle incl. holder</b>  <b>Dimensions (WxDxH):</b> 375 x 70 x 57 mm  <b>Weight:</b> 0,32 kg</p> <p>The spout fits the fuel canister 20 litres and helps with pouring.</p>	801009987
--	-----------

 <p><b>SP Rubber sealing f.fuel can TSK20+TSS</b>            Suitable for 20 litre fuel canisters. (diameter 50 mm)</p>	801015138
--	-----------



## Vehicle accessories – The mobile workshop










### Cleaning

Sortimo cleaning products offer everything to provide "clean working" and permit, at all times, a professional and organised appearance with respect to the customer, especially after difficult deployments.



More accessories for SR5 starting on page 28

Product description	Ref. No.:
 <p><b>Water canister set 5 litres</b>  <b>Dimensions (WxDxH):</b> 330 x 180 x 290 mm  <b>Weight:</b> 1,73 kg            Water draw-off kit (3-piece) with 5 l wide-mouth canister.</p>	80779205
<p><b>Water canister set 10 litres</b></p>	80779199
 <p><b>Wide necked canister 5 l</b>  <b>Dimensions (WxDxH):</b> 280 x 125 x 300 mm  <b>Weight:</b> 0,6 kg            Wide-mouth canister capacity 5 litres.</p>	801009995
<p><b>Wide necked canister 10 l</b></p>	801009993


Product description	Ref. No.:
 <p><b>Hand cleaning cream in pump dispenser</b>  <b>Dimensions (WxDxH):</b> 230 x 280 x 175 mm  <b>Weight:</b> 0,82 kg            Pump dispenser including wall mount and 3 litre hand cleaner. Cleans even without water. Bio-degradable, long-term skin protection with re-moisturisation, thoroughly removes, for instance, oil, grease, tar and printing ink.</p>	80711007
 <p><b>Hand cleaning cream, 3 l</b>  <b>Dimensions (WxDxH):</b> 230 x 300 x 180 mm  <b>Weight:</b> 2,85 kg            Water draw-off kit (3-piece) with 5 l wide-mouth canister.</p>	801010017
 <p><b>Kleenex towel box</b>  <b>Dimensions (WxDxH):</b> 270 x 270 x 110 mm  <b>Weight:</b> 0,74 kg            50 moist Kleenex cleaning tissues in a box for reliable cleaning of your hands, even if there is no running water. (Tissue dimensions 27 x 27 cm)</p>	80778949
 <p><b>PVC hose, 1 m</b>  <b>Dimensions (WxDxH):</b> 30 x 170 x 165 mm  <b>Weight:</b> 0,12 kg            Suitable for the outlet valve (801009992) for precise and easy draining of the wide-mouth canister.</p>	80779212
 <p><b>Tap for water canister</b>  <b>Dimensions (WxDxH):</b> 105 x 51 x 51 mm  <b>Weight:</b> 0,04 kg            Outlet tap appropriate for the Sortimo wide-mouth canister 5 or 10 litres.</p>	801009992

## SowaApp – always ready to hand



### SowaApp

The Sortimo wall protects your vehicle, not only from scratches and damage, but it also offers easy storage options for tools and frequently required consumables. The moisture-resistant and sturdy wall is tailor-made to your vehicle and serves as system cladding e.g. above work benches. The innovative Sortimo system perforation allows attachment of a wide range of accessories, such as hooks, hose holders, storage pockets, perforated wall hooks and much more.



### SowaApp - Storage pockets

The storage pocket is the perfect extension for a Sortimo van racking system, in order to stow away frequently used small components directly, in the aluminium side panel.



Product description	Ref. No.:
<b>Storage pocket SowaApp for inset box 2x3</b> Dimensions (WxDxH): 153 x 64 x 114 mm Suitable for inset boxes 2x3 or one inset box 1x2 and one inset box 2x2.	1000003926
<b>Storage pocket SowaApp for inset box 2x6</b> Dimensions (WxDxH): 315 x 105 x 65 mm Suitable for inset box 2x6.	1000004278



Also compatible with WorkMo.



### Plaster dispenser SowaApp 1000004632

Dimensions (WxDxH): 223 x 166 x 67 mm  
Weight: 0,52 kg

The plaster dispenser, including holder for the aluminium side panel is for treating small injuries and guarantees hygienic removal of finger dressings and textile plasters. You also have the additional benefit that the plaster can be immediately used since the protection paper on the back is removed automatically. Finger dressings and textile plasters are included in the scope of supply.

Refill pack textile plasters 72x19 mm 600003303

Refill pack finger dressings 120x20 mm 600003304









# SowaApp – always ready to hand



## SowaApp - Holder

You can transform your vehicle into a mobile workplace with the innovative accessories for the aluminium panel. The holders have been developed specially for the system perforated plate and make the working day more efficient. The mounting process is very simple thanks to metal straps for hooking-in and additionally supplied plastic rivets for fixation purposes. Each aluminium side panel accessory can also be loaded with up to 2 kg, so that installation and electrical tools can be stowed without any problem and they remain accessible at all times.

Product description		Ref. No.:
		<b>Round multi-holder 50 side panel</b> 1000003922
<p><b>Dimensions (WxDxH):</b> 100 x 65 x 89 mm <b>Weight:</b> 0,08 kg</p> <p>The round multi-holder (Ø 50 mm) is the perfect all-rounder. Suitable for cordless combi drill (combined with an individual tool hook Art. No. 6000002423 or 6000002424), long items or long-handled equipment (in combination with an HT pipe).</p>		
		<b>Silicone cartridge holder 53 side panel</b> 1000003924
<p>The cartridge holder stores all common silicone cartridges, spray cans, etc. in a space-saving and organised manner in the vehicle.</p> <p><b>Dimensions (WxDxH):</b> 136 x 66 x 87 mm <b>Weight:</b> 0,1 kg</p> <p>Internal diameter is 53 mm.</p>		
		<b>Foam cartridge holder 73 side panel</b> 1000003925
<p><b>Dimensions (WxDxH):</b> 125 x 88 x 89 mm <b>Weight:</b> 0,11 kg</p> <p>Internal diameter is 73 mm.</p>		
		<b>Universal holder side panel</b> 1000004281
<p><b>Dimensions (WxDxH):</b> 140 x 95 x 65 mm <b>Weight:</b> 0,23 kg</p> <p>Suitable for brooms, shovels and other equipment, such as squeegees. We recommend ProSafe elastic cord (Ref.No. 1000002455) for the fixing long handled equipment.</p>		
		<b>Multi roll holder side panel</b> 1000004633
<p><b>Dimensions (WxDxH):</b> 140 x 135 x 16 mm <b>Weight:</b> 0,15 kg</p> <p>Suitable for round objects, such as the universal anti-rattle mat 800x1200 mm (Art. No. 6000003365). Securing is by Velcro strip. A 380 mm long Velcro strip is included with the roll multi-holder.</p>		
<p><b>Velcro fastener f.bundl.purp. L=280,W=30</b> 6000003313 <b>Velcro fastener f.bundl.purp. L=380 W=30</b> 6000003364 <b>Velcro fastener f.bundl.purp. L=480,W=30</b> 6000003305</p>		

Product description		Ref. No.:
		<b>Pad and pen holder metal</b> 801017807
<p><b>Dimensions (WxDxH):</b> 140 x 20 x 0 mm <b>Weight:</b> 0,1 kg</p> <p>The clamp holder fixes documents and notepads and the integrated pen holder means a pen is always at hand.</p>		
		<b>Round holder for tools 80 side panel</b> 6000002429
<p>The basic tool holder, made from sturdy glass-fibre reinforced plastic is mounted without the need for tools with just one hand on the Sortimo wall and has been developed specially for the dynamic loads in the vehicle.</p> <p><b>Dimensions (WxDxH):</b> 107 x 35 x 60 mm <b>Weight:</b> 0,05 kg</p> <p>Holder diameter is approx. 80 mm.</p>		
		<b>Tool holder for pliers 61 side panel</b> 6000002430
<p><b>Dimensions (WxDxH):</b> 60 x 35 x 58 mm <b>Weight:</b> 0,03 kg</p> <p>Holder width is approx. 61 mm.</p>		
		<b>Insertion tool holder side panel</b> 1000004279
<p><b>Dimensions (WxDxH):</b> 180 x 100 x 65 mm <b>Weight:</b> 0,27 kg</p> <p>The insertion tool holder is specially designed for the storage of screwdrivers, pliers and other tools. It can hold up to five tools (such as screwdrivers).</p>		
		<b>Multi-hook side panel</b> 1000003921
<p><b>Dimensions (WxDxH):</b> 100 x 38 x 46 mm <b>Weight:</b> 0,05 kg</p> <p>The multi-holder can be used universally. On its own it is suitable for mounting hammers, in combination with a second multi-holder and a ProSafe elastic cord (Art. No.: 1000002455), it can hold larger tools.</p>		

# SowaApp – always ready to hand



## Clamps and hooks

The clamps and hooks, made from sturdy glass-fibre reinforced plastic, are designed precisely to suit the slotted holes in the Sortimo wall and can be installed and removed using just one hand and without the need for tools. The hooks and clamps locate securely in height in the wall via two holes, and thus distribute the load evenly on the ground. The tool hooks, tool holders and tool clamps, and the Sortimo wall have been developed specially for the dynamic loads in the vehicle.



9 pieces

– SET –

5 pieces












**Tool hook set 9 piece side panel**






Art.-Nr.: 6000002437  
 The kit consists of:  
 Tool suspension hooks 40, 66, 90; tool double hooks 40, 66, 90;  
 tool ground hooks 40; tool ground holders 80; tool pliers holders 61.



**Tool clamp set 5 piece side panel**

Art.-Nr.: 6000002438  
 The kit consists of:  
 Tool clamps 19, 25, 28, 32 and 38.

Product description	
	<b>Single hook for tools 40 aluminium side panel</b> Art.-Nr.: 6000002422
	<b>Single hook for tools 66 aluminium side panel</b> Art.-Nr.: 6000002423
	<b>Single hook for tools 90 aluminium side panel</b> Art.-Nr.: 6000002424
	<b>Double hook for tools 40 aluminium side panel</b> Art.-Nr.: 6000002425
	<b>Double hook for tools 66 aluminium side panel</b> Art.-Nr.: 6000002426
	<b>Double hook for tools 90 aluminium side panel</b> Art.-Nr.: 6000002427
	<b>Pliers holder for pliers 61 aluminium side panel</b> Art.-Nr.: 6000002430
	<b>Round hook for tools, 40 aluminium side panel</b> Art.-Nr.: 6000002428
	<b>Round holder for tools 80 aluminium side panel</b> Art.-Nr.: 6000002429

Product description	
	<b>Tool clamp 19 aluminium side panel</b> Art.-Nr.: 6000002435
	<b>Tool clamp 25 aluminium side panel</b> Art.-Nr.: 6000002431
	<b>Tool clamp 28 aluminium side panel</b> Art.-Nr.: 6000002432
	<b>Tool clamp 32 aluminium side panel</b> Art.-Nr.: 6000002433
	<b>Tool clamp 38 aluminium side panel</b> Art.-Nr.: 6000002434



**Basic holder aluminium side panel**  
 Dimensions (WxDxH): 60 x 37 x 23 mm  
 Weight: 0,01 kg  
 The sturdy floor hooks, made from fibreglass-reinforced plastic, serve as an adapter and can be equipped individually with hooks and holders.

Art.-Nr.: 6000002234

Accessories

# Electrical accessories – everything in the right light





## Mounted lights


The useful mounted lights from Sortimo give bright light in the darkness and light up the mobile workplace to ensure that it is illuminated in an optimum way any time of the day or night. Different versions allow individual requirements to be adapted to.




Product description	Ref. No.:
---------------------	-----------

 <p><b>LED Strip 1000</b>  <b>Dimensions (WxDxH):</b> 100 x 100 x 5 mm                      Length LED strip 100 cm.</p>	801018095
 <p><b>LED Strip 2000</b>  <b>Dimensions (WxDxH):</b> 240 x 210 x 15 mm                      Length LED strip 200 cm.</p> <p><b>Voltage range:</b> 12 VDC  <b>Line length:</b> 200 mm  <b>On/off switch:</b> Additional option  <b>Colour temperature:</b> 5700 K.</p> <p>Can be cut into 5 cm sections, 60 LEDs per metre.  <b>Please note:</b> The LED - strip is only permissible with a suitable back-up fuse on the vehicle electrical system.</p>	801018096
<p><b>Nominal strength:</b> 4.8 W/m  <b>Light flux:</b> 390 lm  <b>Mounting:</b> self-adhesive LED strips</p> <p><b>Protection rating:</b> IP 62  <b>Body height:</b> 2.5 mm  <b>Operating temperature:</b> approx. -20° to 50° C</p>	


Product description	Ref. No.:
---------------------	-----------

 <p><b>Mounted light LED MD round 6.6W 5700K</b>  <b>Dimensions (WxDxH):</b> 144 x 144 x 11 mm  <b>Weight:</b> 0,13 kg  <b>Voltage range:</b> 12 VDC  <b>Line length:</b> 100 mm  <b>On/off switch:</b> Optional  <b>Colour temperature:</b> 5700 K</p> <p>Nominal strength: 6.6 W                      Light flux: 450 lm                      Type of installation: Fixed mounting on vehicle</p> <p>Integrated motion sensor, continuous operation possible and additional output for other users.</p>	6000003788
<p><b>Protection rating:</b> IP 65  <b>Body height:</b> 12 mm</p>	


Product description	Ref. No.:
---------------------	-----------

 <p><b>Mounted light standard LED 320lm</b>  <b>Dimensions (WxDxH):</b> 385 x 80 x 30 mm  <b>Weight:</b> 0,23 kg  <b>Voltage range:</b> 12 VDC  <b>Line length:</b> 100 mm  <b>On/off switch:</b> integrated toggle switch  <b>Operating temperature:</b> -30° to +40° C.</p> <p>Nominal strength: 3 W                      Light flux: 320 lm                      Type of installation: Fixed mounting on vehicle</p>	80750075
<p><b>Protection rating:</b> IP 50  <b>Body height:</b> 24 mm</p>	

Product description	Ref. No.:
---------------------	-----------

 <p><b>Mounted light 24xLED,12V,whit.3000/6000K</b>  <b>Dimensions (WxDxH):</b> 168 x 88 x 9 mm  <b>Weight:</b> 0,08 kg  <b>Voltage range:</b> 12 VDC  <b>Line length:</b> 100 mm  <b>On/off switch:</b> inductive sensor switch  <b>Operating temperature:</b> -20° to +70° C</p> <p>Nominal strength: 8 W                      Light flux: 125 - 680 lm (can be dimmed)                      Type of installation: Fixed mounting on vehicle                      Colour temperature: 3000 – 6000 K.</p>	6000000547
<p><b>Protection rating:</b> IP 65  <b>Body height:</b> 88 mm</p>	

Product description	Ref. No.:
---------------------	-----------

 <p><b>Mounted light LED graph. grey &amp; logo 12V</b>  <b>Dimensions (WxDxH):</b> 425 x 42 x 43 mm  <b>Weight:</b> 0,32 kg  <b>Voltage range:</b> 12 VDC  <b>Line length:</b> 100 mm  <b>On/off switch:</b> integrated toggle switch  <b>Operating temperature:</b> -20° to +70° C.</p> <p>Nominal strength: 6 W                      Light flux: 420 lm                      Type of installation: Fixed mounting on vehicle</p>	6000001275
<p><b>Protection rating:</b> IP 40  <b>Body height:</b> 43 mm</p>	




Accessories

## Electrical accessories – everything in the right light



### Lights

To ensure that everything is properly lit, Sortimo also offers portable lamps in various versions alongside the work lamps. For frequent working directly at the vehicle we recommend mounting a stationary work lamp directly on the vehicle, so that it provides optimum illumination of the surroundings and so that work on the vehicle can take place independently of the light conditions. For flexible deployment, Sortimo offers the LED magnet portable lamp that can be mounted anywhere on the vehicle and which is powered from the cigarette lighter via a spiral cable.




Product description	Ref. No.:
 <p><b>Flood lamp LED 12/24V 2000lm</b>  <b>Dimensions (WxDxH):</b> 100 x 100 x 76 mm  <b>Weight:</b> 0,91 kg            LED module with 6 diodes for fixed installation on the vehicle with omega holder - can be rotated and swivelled.  <b>Voltage range:</b> 12 - 24 VDC  <b>Light flux:</b> 2000 lm  <b>Colour temperature:</b> 5700-7000 K  <b>Nominal strength:</b> 25 W  <b>On/off switch:</b> without switch  <b>Cable length:</b> 0.5 m  <b>Protection rating:</b> IP 68 <small>(suitable for outdoor use)</small>  <b>Type of installation:</b> Fixed mounting on vehicle</p>	6000003241
 <p><b>LED magnet portable lamp, 12-24V</b>  <b>Dimensions (WxDxH):</b> 76 x 166 x 205 mm  <b>Weight:</b> 2,23 kg            LED module with 4 diodes for universal fixing using a magnetic holder.  <b>Voltage range:</b> 12-24 VDC  <b>Light flux:</b> 1500 lm  <b>Colour temperature:</b> 5700 – 7000 K  <b>Nominal strength:</b> 18 W  <b>On/off switch:</b> hermetic on/off switch  <b>Cable length:</b> 8 m spiral cable  <b>Protection rating:</b> IP 68, IP 69 K <small>(suitable for outdoor use)</small>  <b>Connection facility:</b> Cigarette lighter</p>	6000002830
 <p><b>Professional portable lamp 12V LED</b>  <b>Dimensions (WxDxH):</b> 104 x 120 x 245 mm  <b>Weight:</b> 1,1 kg            3 Watt Power LED module (pilot lamp Nichia LED 5 mm) for mobile use.  <b>Voltage range:</b> 12 - 24 VDC  <b>Light flux:</b> approx. 170 lm, approx. 150 m  <b>Battery:</b> Lead-gel battery <small>(maintenance-free)</small>  <b>Lighting duration:</b> Main lamp approx. 5 h, pilot lamp approx. 75 h  <b>Nominal strength:</b> 3 W  <b>Connection facility:</b> 230 VAC &amp; 12/24 VDC  <b>Charging time:</b> approx. 15 h  <b>Protection rating:</b> IP 54</p>	6000000656

### Accessories for lamps

Product description	Ref. No.:	Product description	Ref. No.:
 <p><b>Extension cable 12 V</b>  <b>Dimensions (WxDxH):</b> 1.980 x 9 x 9 mm            Suitable for LED magnetic portable lamp (12 Volt, cable length 7 m).</p>	801009974	 <p><b>Rechargeable battery</b>  <b>Dimensions (WxDxH):</b> 90 x 34 x 60 mm            Suitable for professional portable lamp (4 V, 3.5 Ah).</p>	801014001

### Cable attachment kit

Sortimo offers pre-assembled cable looms for connection of LED light two-way switching, interior lighting and various sockets and warning lamps. The cable sets have adequate cable length and are designed for all current Transporters. The required fuses and all connectors are included in the scope of delivery and thus we can ensure quick and convenient installation.

Product description	Ref. No.:
 <p><b>Cable attachment kit w.a two-way circuit</b>  <b>Dimensions (WxDxH):</b> 190 x 120 x 65 mm  <b>Weight:</b> 0,58 kg            Suitable for LED light two-way switches.            8 metres vehicle line FLYY 2 x 0.75 mm<sup>2</sup>, 10 metres vehicle line FLYY 1 x 1.5 mm<sup>2</sup>, 1 fuse holder ATO floor fixing, 1 flat plug fuse 3A ATO purple, 1 ring connector for pins M6 0.5 – 1.5 mm<sup>2</sup> red, 2 flat plug sleeves fully-insulated 1.5 – 2.5 mm<sup>2</sup> 6.3 mm blue, 2 through connectors 0.5 – 1.0 mm<sup>2</sup> red, 4 flat plug sleeves fully insulated 0.5 – 1.0 mm<sup>2</sup> 4.8 mm red, 2 flat plug sleeves fully insulated 1.5 – 2.5 mm<sup>2</sup> 4.8 mm blue.</p>	1000002079
 <p><b>Cable attachment kit for on/off switch</b>  <b>Dimensions (WxDxH):</b> 140 x 120 x 50 mm  <b>Weight:</b> 0,39 kg            Suitable for LED interior lighting or individual lights in the transporter.            10 metres vehicle line FLYY 2 x 0.75 mm<sup>2</sup>, 1 fuse holder ATO floor fixing, 1 flat plug fuse 2A ATO grey, 1 ring connector for pins M6 0.5 – 1.5 mm<sup>2</sup> red, 2 flat plug sleeves fully-insulated 1.5 – 2.5 mm<sup>2</sup> 6.3 mm blue, 3 through connectors 0.5 – 1.0 mm<sup>2</sup> red, 2 flat plug sleeves fully insulated 0.5 – 1.0 mm<sup>2</sup> 4.8 mm red.</p>	1000002080
 <p><b>Cable attachment kit universal</b>  <b>Dimensions (WxDxH):</b> 125 x 120 x 55 mm  <b>Weight:</b> 0,35 kg            Suitable for 12 V sockets, beacons and floodlights.            8 metres vehicle line FLYY 1 x 2.5mm<sup>2</sup> black, 1 metre vehicle line FLY 1 x 2.5mm<sup>2</sup> brown, 1 fuse holder ATO wall mounting, 1 flat plug fuse 10A ATO red, 2 ring connector for pins M6 - 1.5 - 2.5 mm<sup>2</sup> blue, 3 flat plug sleeves fully insulated 1.5 – 2.5 mm<sup>2</sup> 6.3 mm blue, 1 flat connection plug G+H GSK 1 pin (also suitable for original fuse box MB vehicles).</p>	1000002946

### Sortimo - Experts in vehicle electronics

Profit from

- our decades of experience with vehicle electronics
- our qualified and regularly trained technical personnel
- our product range which is carefully selected to meet the highest expectations
- compliance with all legally required tests and guidelines

The installation and removal of electronic components may only be performed by qualified technical personnel.



# Electrical accessories – everything in the right light








## Switches

Sortimo has various different versions of switches in their product portfolio - to suit the application in question. With the variants with integrated check lamp you can see at a glance whether the power supply is switched on or off, which is particularly useful when working with warning lamps. With the changeover and button switches, actuation of the button cause the power supply to be switched on or off, depending on the previous position of the switch. Therefore a switch can be positioned both on the tailgate as well as on the sliding doors and the light can always be controlled from any position.



**Two-way switch round on/on**  
Ref. No.: 600000710

Product description	Ref. No.:
 <p><b>12 V on/off switch with orange indicator light</b> Suitable for body switch for beacons. <b>Voltage range:</b> 12 VDC <b>Max. switch power:</b> 8 A <b>Mounting dimension:</b> Ø installation 12 mm <b>Connection:</b> three flat plug connections with 6.3 mm</p>	801014906
 <p><b>On/off switch with round indicator light</b> Suitable for body switches for beacons. <b>Voltage range:</b> 12 VDC <b>Max. switch power:</b> 20 A <b>Mounting dimension:</b> Ø installation 21 mm <b>Connection:</b> three flat plug connections with 6.3 mm</p>	6000002918
 <p><b>Two-way switch round on/on</b> Suitable for light and two-way switching. <b>Voltage range:</b> 12 VDC <b>Max. switch power:</b> 8 A <b>Mounting dimension:</b> Ø installation 21 mm <b>Connection:</b> three flat plug connections with 4.8 mm</p>	600000710
 <p><b>Push-button switch round off/on</b> Suitable for controlling the LED mounted light (Ref. No. 6000000547). <b>Voltage range:</b> 12 VDC <b>Max. switch power:</b> 8 A <b>Mounting dimension:</b> Ø installation 21 mm <b>Connection:</b> two flat plug connections with 4.8 mm</p>	600000711
 <p><b>Switch taperound D=20</b> Suitable for two-way switch and round push-button switch. <b>Outside Ø:</b> 40 mm <b>Inner Ø:</b> 20 mm</p>	6000001305

## Body and interior plug sockets

Sortimo offers various different body and interior plug sockets for diverse applications. This allows small electrical equipment to be charged and measuring instruments to be operated. But also for external use, Sortimo offers a spray-protected capability of using electrical equipment in the vehicle at the common European voltage of 230 V AC, using the CEE input socket.

Product description	Ref. No.:
 <p>The body plugs are available in two sizes and are designed specially for internal use. The body plugs are equipped with 2 screw clamps and can be installed individually in the vehicle and loaded with 16 Amps. <b>12V standard plug for internal use small</b> <b>Dimensions (WxDxH):</b> 60 x 35 x 25 mm <b>Weight:</b> 0,02 kg Suitable for charging of testing and measuring devices with a small plug according to DIN ISO 4165. <b>Voltage range:</b> 12 VDC <b>max. load:</b> 16 A <b>Diameter:</b> 12 mm</p>	801009981
 <p><b>12V Standard plug for internal use big</b> <b>Dimensions (WxDxH):</b> 77 x 34 x 53 mm <b>Weight:</b> 0,04 kg Suitable for charging electrical equipment in the vehicle via the cigarette lighter. <b>Voltage range:</b> 12 VDC <b>max. Belastung:</b> 16 A <b>Durchmesser:</b> 21 mm Eingangsbuchse wird durch Gummiverschluss vor Staub oder Spritzwasser geschützt.</p>	801005397
 <p><b>Power USB 2.0 fitting plug 12V 5V/3A</b> <b>Dimensions (WxDxH):</b> 110 x 45 x 35 mm <b>Weight:</b> 0,04 kg Suitable for all USB 2.0 plugs indoors. <b>Voltage range:</b> 12 VDC <b>max. load:</b> 3 A <b>Mounting dimension:</b> 27.8 mm</p>	6000003748
 <p><b>CEE external weather proof socket</b> <b>Dimensions (WxDxH):</b> 145 x 130 x 98 mm <b>Weight:</b> 0,31 kg Suitable for all CEE external weather proof sockets. <b>Voltage range:</b> 230 V AC <b>max. load:</b> 16 A for 6 h <b>Protection rating:</b> IP 44 <b>Connection:</b> 3-pin or 2-pin + PE <b>Installation depth:</b> 82 mm Protective flap with magnetic holder, eliminating mechanical strain on the electrical socket. Pull protection for CEE coupling.</p>	80713643
 <p>The adapter cable used is a high quality rubber sheathed cable H07RN-F 3G with a core cross section of 2.5 mm². The line is IP44 spray protected and has a protected contact plug (plug type F) and a CEE coupling (3-pin). Suitable for a CEE external weather proof socket (Art. No. 80713643). <b>Power adapter cable 230V CEE 1.5 m</b> <b>Dimensions (WxDxH):</b> 190 x 190 x 95 mm <b>Weight:</b> 0,56 kg The cable length is 1.5 m.</p>	80713667
<p><b>CEE-cable 230v (10 m) for L-BOXX power distribution unit</b> <b>Dimensions (WxDxH):</b> 320 x 360 x 60 mm <b>Weight:</b> 2,21 kg The cable length is 10 m.</p>	121018130

Accessories




## Electrical accessories – everything in the right light






### Sockets

Even the selection of the correct socket rail or the matching power distributor involves consideration of many different aspects, and large differences must be taken into account. We therefore recommend being clear, in advance, about the application in order then to be able to make the correct decision about the design and various different functionalities. Sortimo offers a wide range of various different options, depending on the requirement.





Product description	Ref. No.:
 <p><b>Socket combination</b>            Dimensions (WxDxH): 300 x 140 x 140 mm            Weight: 2,46 kg            Voltage range: 230 VAC 50 Hz            Power rating: 3.6 kVA            Switches: RCD/LS-switch (25 A/ 16 A)            Ready for connection and single piece tested to EN 60439-1.</p>	6000001811
 <p><b>Multiple socket BGVA approved</b>            Dimensions (WxDxH): 350 x 90 x 78 mm            Weight: 0,75 kg            Voltage range: 230 VAC            Max. load: 3600 W            Protection rating: IP 44 (when mounted vertically)            Wired ready for connection socket rail with flap covers and internal stress relieving.</p>	6000000316
 <p><b>Electric power supply 4-way WorkMo</b>            Dimensions (WxDxH): 396 x 526 x 506 mm            Weight: 1,02 kg            Voltage range: 230 VAC            Max. load: 3500 W            Protection rating: IP 44            4-part distributor socket with self-closing flap covers - suitable for all WorkMo modules.</p>	1000003774

Product description	Ref. No.:
 <p><b>Multiple socket 5-fold</b>            Dimensions (WxDxH): 483 x 71 x 59 mm            Weight: 0,86 kg            Voltage range: 230 VAC            Max. load: 3600 W            Line: 1.4 m connection line (H05VV-3FG1.5 mm<sup>2</sup>)            Max. fuse rating: 16 A            Socket receptacles: 90° rotated socket receptacles            Socket rail with increased protection against contact and 2-pin illuminated switch.</p>	801009971
 <p><b>Multiple socket with over voltage protection</b>            Dimensions (WxDxH): 483 x 71 x 59 mm            Weight: 0,9 kg            Voltage range: 230 VAC            Max. load: 3600 W            Line: 1.4 m connection line (H05VV-3FG1.5 mm<sup>2</sup>)            Max. fuse rating: 16 A            Socket receptacles: 90° rotated socket receptacles            Equipment protection overvoltage filter with failure indicator and replaceable sensitive fuse.</p>	80713629
 <p><b>Multiple socket 4-fold</b>            Dimensions (WxDxH): 483 x 71 x 83 mm            Weight: 1,11 kg            Voltage range: 230 VAC            Socket receptacles: 90° rotated socket            Switches: RCD/LS-switch (B16 A/30 mA)            Line: 1.4 m connection line (H05VV-3FG1.5 mm<sup>2</sup>)            Max. fuse rating: 16 A            Protection rating: IP 20            Max. load: 3600 W            Socket rail with increased protection against contact and RCD/LS switch.</p>	801009972

### The energy distributor for the professional

The energy distributors with insulation monitor for working within and outside the vehicle comply with DGUV and offer the highest level of safety in professional use. Having just a single drilled hole and one input line, we create a full-fledged workplace in your vehicle, offering the utmost flexibility and maximum safety, thus saving time and money.

Product description	Ref. No.:
 <p><b>Power distrib. unit 2-way Iso-monit. 16A</b>            Dimensions (WxDxH): 300 x 145 x 140 mm            Weight: 2,6 kg            Voltage range: 230 VAC 50 Hz            Protection rating: IP 44            Earth line: 2 m (flexible)            Max. fuse rating: 16 A            Switches: RCD/LS-switch (25 A/ 16 A)            Power rating: 3.6 kVA            Connection line: 5 m (flexible)            1x Schuko socket red, 1x Schuko socket blue, 1x LS switch, 1x Isometer, 1x installation contactor, 1x RCD.            Wired ready for connection and single piece tested to EN 61439-3.</p>	6000011119
 <p><b>Power distrib. unit 4-way Iso-monit. 16A</b>            Dimensions (WxDxH): 330 x 310 x 120 mm            Weight: 3,4 kg            Voltage range: 230 VAC 50 Hz            Protection rating: IP 44            Earth line: 2 m (flexible)            Max. fuse rating: 16 A            Switches: RCD/LS-switch (25 A/ 16 A)            Power rating: 3.6 kVA            Connection line: 5 m (flexible)            1x Schuko socket red, 3x Schuko socket blue, 1x LS switch, 1x Isometer, 1x installation contactor, 3x RCD.            Wired ready for connection and single piece tested to EN 61439-3.</p>	6000011118









## Electrical accessories – everything in the right light






### Inverter

The inverter generates 230 V AC from the 12 V on-board power, thus also permitting the operation of electrical equipment in the vehicle on the road. All Sortimo inverters are input side protected against reverse voltage, over voltage and under voltage, and on the output side are protected from short-circuiting, overload and over-temperature. Installation and use in or outside the vehicle is only allowed after testing and compliance with the required intended purpose.



Product description	Ref. No.:
 <b>AC inverter 300</b> Suitable for smaller electrical equipment, such as laptops, TVs, tablets, smartphones. Input voltage: 12 - 15 VDC      Output voltage: 230 VAC +/- 5%      Output power: 300 W      Peak power: 600 W (briefly)	80714893
 <b>AC inverter 350</b> Suitable for smaller electric equipment, such as laptops, TVs, smartphones, tablets and chargers for cordless tools. Input voltage: 10 - 15.5 VDC      Output voltage: 230 VAC 50 Hz      Output power: 350 W      Peak power: 700 W (briefly)	501011517
 <b>AC inverter 700</b> Suitable for laptops, smartphones, tablets and tools up to 600 Watt. Input voltage: 10 - 15.5 VDC      Output voltage: 230 VAC 50 Hz      Output power: 700 W      Peak power: 1230 W (briefly)	600000755
 <b>AC inverter 1000</b> Suitable for cooling and freezing equipment up to 140 Watt and tools up to 800 Watt. Input voltage: 10 - 15.5 VDC      Output voltage: 230 VAC 50 Hz      Output power: 1000 W      Peak power: 2000 W (briefly)	801014816
 <b>AC inverter 1500</b> Suitable for pumps up to 1200 Watt, air conditioners up to 900 Watt and tools up to 1400 Watt. Input voltage: 10 - 15.5 VDC      Output voltage: 230 VAC 50 Hz      Output power: 1500 W      Peak power: 3000 W (briefly)	6000001007
 <b>AC inverter 2000</b> Suitable for compressors up to 900 Watt and electric tools up to 2000 Watt. Input voltage: 10 - 15.5 VDC      Output voltage: 230 VAC 50 Hz      Output power: 2000 W      Peak power: 3500 W (briefly)	6000002831

Product description	Ref. No.:
Pre-assembled cable looms for connecting an inverter to the vehicle battery. Ends of the cables are already provided with cable lugs on one end. Fuse: 250 A    Earth line: 1 m      Connection line: 2.5 m Cable lug on inverter already crimped, additional crimp cable lugs are included.	
 <b>Cable attachment kit 700 25 mm²</b> Suitable for AC inverter 700.	6000000999
<b>Cable attachment kit 1000 35 mm²</b> Suitable for AC inverter 1000.	6000001000
 <b>Cable attachment kit 1500 50 mm²</b> Suitable for AC inverter 1500.	6000001001
<b>Cable attachment kit 2000 70 mm²</b> Suitable for AC inverter 2000.	6000002832

Product description	Ref. No.:
 <b>Remote control for inverter 700 - 2000</b> Practical remote control with on/off control and warning light for the "ON" function. Suitable for AC inverters 700, 1000, 1500 and 2000.	6000003495

## Safety and first aid – for any eventuality







### First Aid

The Sortimo First Aid BOXEs are useful aids in an emergency. The integrated small component inserts means that the dressings are clearly laid out, they are easy to see and are quickly to hand if required. This helps you to stay calm and retain your composure even in difficult situations.



Useful mounting accessories  
for i-BOXXes G on the side 184

Product description	Ref. No.:	Preis
 <p><b>L-BOXX 102 G4 First aid</b>  <b>Dimensions (WxDxH):</b> 444 x 360 x 118 mm  <b>Weight:</b> 2,99 kg            L-BOXX 102 G4 first aid with filling as per DIN 13157.</p>	1000011313	81,50 EUR
 <p><b>i-BOXX 72 G Estate car first aid box</b>  <b>Dimensions (WxDxH):</b> 367 x 316 x 72 mm  <b>Weight:</b> 1,37 kg            i-BOXX 72 G with filling as per DIN 13164 (car first aid box).</p>	1000011392	36,20 EUR
 <p><b>i-BOXX 72 G Construction Site First Aid BOX</b>  <b>Dimensions (WxDxH):</b> 367 x 316 x 72 mm  <b>Weight:</b> 1,47 kg            The i-BOXX 72 G with filling as per DIN13157 (works first aid box) suitable for use in industry, on building sites or even in schools and nursery schools.</p>	1000011391	47,00 EUR
 <p><b>Contents for the first aid BOX DIN13164</b>            Filling as per DIN 13164 (car first aid box).</p>	6000011884	9,50 EUR
 <p><b>Contents for the first aid BOX DIN13157</b>            Contents as per DIN 13157 (works first aid box).</p>	6000001129	24,20 EUR




## Safety and first aid – for any eventuality



### Beacons

The Sortimo beacons raise awareness in the danger area and thus increase safety in deployment both during the day and at night. The yellow flashing light is used specially to warn about hazards (see § 38 StVO). Sortimo offers various different options for construction - fixed in the vehicle, installation on a plug base or telescopic masts and, for flexible use, fixing by magnetic holder.



Product description	Ref. No.:
 <p><b>LED beacon, yellow 10-30 V fixed installation</b>  <b>Dimensions (WxDxH):</b> 155 x 155 x 185 mm  <b>Weight:</b> 0,8 kg  <b>Operating voltage:</b> 10-30 VDC  <b>Protection rating:</b> IP 67  <b>Diameter:</b> 154 mm  <b>Fixing:</b> Fixed installation on the vehicle roof (form B1 in accordance with DIN 14620)  <b>Operating temperature:</b> -40 to +70 °C  <b>Number of double flashes:</b> 120 per minute            Height: 141 mm            Complies with the stipulations of ECE R65 E04 006598 and ECE R10-04.</p>	6000002369
 <p><b>LED beacon yellow, 10-30 V plug socket</b>  <b>Dimensions (WxDxH):</b> 155 x 155 x 235 mm  <b>Weight:</b> 0,84 kg  <b>Operating voltage:</b> 10-30 VDC  <b>Protection rating:</b> IP 67  <b>Diameter:</b> 149 mm  <b>Fixing:</b> Plug socket form A Ø 24 mm in accordance with DIN 72591  <b>Operating temperature:</b> -40 to +70 °C  <b>Number of double flashes:</b> 120 per minute.            Height: 198 mm            Complies with the stipulations of ECE R65 E04 006598 and ECE R10-04.</p>	6000002370
 <p><b>LED-warning beacon yellow 10-30 V magnetic base</b>  <b>Dimensions (WxDxH):</b> 186 x 186 x 165 mm  <b>Weight:</b> 1,39 kg  <b>Operating voltage:</b> 10-30 VDC  <b>Protection rating:</b> IP 67  <b>Diameter:</b> 183 mm  <b>Number of double flashes:</b> 120 per minute  <b>Fixing:</b> using magnetic base  <b>Operating temperature:</b> -40 to +70 °C  <b>Line:</b> Spiral cable with socket  <b>Connection:</b> On-board socket / cigarette lighter            Height: 152 mm  <b>Max. travel speed:</b> 110 km/h            Complies with the stipulations of ECE R65 E04 006598 and ECE R10-04.</p>	6000002371
 <p><b>All-round warning beacon Halogen 12 V</b>  <b>Dimensions (WxDxH):</b> 255 x 175 x 175 mm  <b>Weight:</b> 1,36 kg  <b>Operating voltage:</b> 12 VDC  <b>Protection rating:</b> IP 67  <b>Diameter:</b> 155 mm  <b>Connection:</b> On-board socket / cigarette lighter  <b>Fixing:</b> using magnetic base  <b>Operating temperature:</b> -40 to +70 °C  <b>Line:</b> Spiral cable with socket            Height: 185 mm  <b>Max. travel speed:</b> 80 km/h            Complies with the stipulations as per ECE R 65 E 11.</p>	6000000285
 <p><b>Base for LED beacon B310 yellow</b>  <b>Dimensions (WxDxH):</b> 170 x 170 x 16 mm            Levelling wedge (2-14 mm) for levelling the roof inclination for fixed installation. (Hole pattern 130 mm)            Suitable for all LED beacons yellow 10-30 V fixed installation.</p>	6000002372
 <p><b>Spare cover for LED beacon B310 yellow</b>  <b>Dimensions (WxDxH):</b> 140 x 140 x 105 mm            Suitable for all LED beacons yellow 10-30 V.</p>	6000002373

Sortimo TopSystem  
starting on page 232




## Safety and first aid – for any eventuality



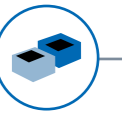
### Warning accessories

The Sortimo warning accessories optimise protection in dangerous situations or in darkness on the road. The allocation of signal colours increases the awareness with other road users, thus increasing road safety.



Product description	Ref. No.:
 <p><b>Traffic cone lashing set</b>  <b>Dimensions (WxDxH):</b> 170 x 80 x 45 mm  <b>Weight:</b> 0,4 kg            Lashing kit for fixing 1-5 pylons in the vehicle. (Pylons not included in the scope of supply). The strap length is 1.63 m.</p>	80711137
 <p><b>Car fire extinguisher 2kg</b>  <b>Dimensions (WxDxH):</b> 370 x 155 x 108 mm  <b>Weight:</b> 3,9 kg            Height: 370 mm, Width: 155 mm, Diameter: 108 mm, Operating weight: 3.9 kg. Powder fire extinguisher for fire classification ABC, high level of functional security thanks to inset pressure cartridge.</p>	80713032
 <p><b>Car fire extinguisher 6 kg incl. holder</b>  <b>Dimensions (WxDxH):</b> 440 x 225 x 155 mm  <b>Weight:</b> 8,1 kg            Height: 520 mm, Width: 240 mm, Diameter: 155 mm, Operating weight: 9,6 kg. Stored pressure fire extinguisher incl. holder for fire classification ABC, suitable for use on electronic devices up to 1,000 Volts.</p>	80713070

Product description	Ref. No.:
 <p><b>High visibility jacket</b>            A high visibility jacket in a signal colour with reflective stripes helps you to stand out in dangerous situations or in the dark while in traffic. The high visibility jacket fulfils the requirements of EN471 and DIN 30711. (One size fits all)</p>	80720009
 <p><b>Warning triangle</b>  <b>Dimensions (WxDxH):</b> 435 x 60 x 35 mm  <b>Weight:</b> 0,85 kg            Warning triangle in a practical storage container for securing accident or breakdown sites. The warning triangle complies with EU guidelines and is mandatory in every vehicle.</p>	801009983
 <p><b>i-BOXX 72 G Car-Safety</b>  <b>Dimensions (WxDxH):</b> 367 x 316 x 72 mm  <b>Weight:</b> 2,38 kg            i-BOXX 72 G filling as per DIN 13164 (car first aid box) and 2 high visibility jackets as per EN471/DIN30711 and a mini warning triangle according to ECE-R27.</p>	1000011184
 <p><b>Reflex warning label, 141 mmx9m, leftwise</b>  <b>Dimensions (WxDxH):</b> 9.000 x 141 x 0 mm  <b>Weight:</b> 0,5 kg            Self-adhesive films with diagonal lines from bottom left to right top (towards the side of the vehicle).            Width: 141 mm, length: 9 m</p>	6000000018
 <p><b>Reflex warning label, 141 mmx9m, rightwise</b></p>	6000000019
 <p><b>Warning labels set for vehicles DIN 30710</b>  <b>Dimensions (WxDxH):</b> 562 x 141 x 1 mm  <b>Weight:</b> 0,10 kg            Warning mark kit (4-piece) for common vehicle types in accordance with DIN 30710. Minimum marking and BAST certified in accordance with DIN 30710 Type II. Quick and easy installation in the vehicle with high-reflection power for your safety.</p>	1000002178



The small helpers for tidy organisation.

# Insetboxes



Save time with a clear overview



Colour-coded adhesive labels for tidy organisation

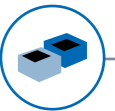






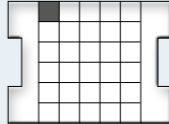




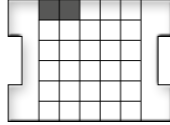






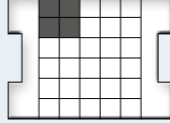
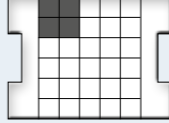
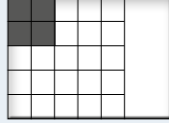
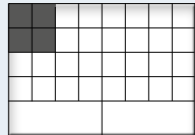


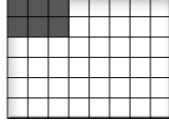
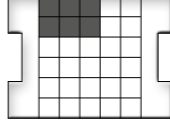
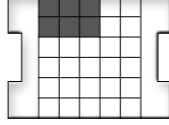

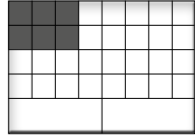



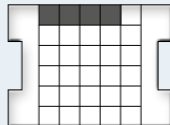
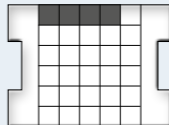











Individual organisation and easy removal of small parts



Flexibility thanks to many different sub-division options

# Insetboxes – The small helpers for tidy organisation.



	Inset boxes height 31 mm	Inset boxes height 63 mm	Inset boxes height 95 mm	Metal case/T-BOXX G	L-BOXX G4 series	L-BOXX G series	i-BOXX G	SR-BOXX
<b>1x1</b>	 <p><b>Insetbox 1x1 H31</b> Ref. No. 6000010900 VPE: 288 Piece</p>	 <p><b>Insetbox 1x1 H63</b> Ref. No. 6000010903 VPE: 144 Piece</p>						
<b>1x2</b>	 <p><b>Insetbox 1x2 H31</b> Ref. No. 6000010901 VPE: 144 Piece</p>	 <p><b>Insetbox 1x2 H63</b> Ref. No. 6000010904 VPE: 72 Piece</p>						
<b>2x2</b>	 <p><b>Insetbox 2x2 H31</b> Ref. No. 6000010902 VPE: 72 Piece</p>	 <p><b>Insetbox 2x2 H63</b> Ref. No. 6000010905 VPE: 36 Piece</p>	 <p><b>Insetbox 2x2 H95</b> Ref. No. 6000010916 VPE: 24 Piece</p>					
<b>2x3</b>		 <p><b>Insetbox 2x3 H63</b> Ref. No. 6000010907 VPE: 24 Piece</p>	 <p><b>Insetbox 2x3 H95</b> Ref. No. 6000010918 VPE: 16 Piece</p>					
<b>1x4</b>		 <p><b>Insetbox 1x4 H63</b> Ref. No. 6000010906 VPE: 36 Piece</p>	 <p><b>Insetbox 1x4 H95</b> Ref. No. 6000010919 VPE: 24 Piece</p>					
<b>2x6</b>		 <p><b>Insetbox 2x6 H63</b> Ref. No. 6000010908 VPE: 12 Piece</p>	 <p><b>Insetbox 2x6 H95</b> Ref. No. 6000010920 VPE: 8 Piece</p>					
<b>Dividers</b>		 <p><b>Divider IB 1x0 H63</b> Ref. No. 6000010921</p>	 <p><b>Divider IB 1x0 H95</b> Ref. No. 6000010923</p>					
		 <p><b>Divider IB 2x0 H63</b> Ref. No. 6000010922</p>	 <p><b>Divider IB 2x0 H95</b> Ref. No. 6000010924</p>					

Thanks to the inset boxes of height 31 mm, the respective intermediate partitions for cases, L-BOXXes and T-BOXXes can be filled, thereby allowing safe storage and transportation of small components on two levels.

The inset boxes with a height of 63 mm fit in all cases and BOXXes and can be subdivided further with dividers as of a grid size of 1x2. This height is ideal for sorting your small components and consumables and increasing organisation.

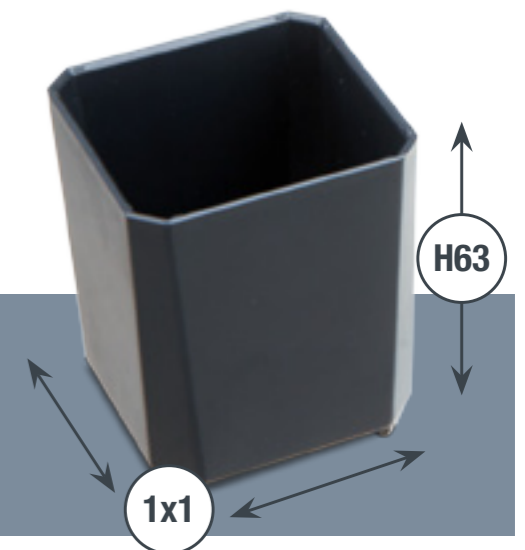
The inset box height of 95 mm was developed specifically for the L-BOXX 136 G4, the Metal case KM 330 and the drawer height 8 and higher. The inset boxes can be subdivided as desired with dividers. They can safely store large quantities of small components as well as larger consumables.

**Preconfigured insetboxes sets can be found with the respective BOXX or case.**

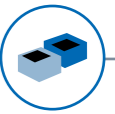
**Labels for individual designing and optimised overview on page 126**

### Insetbox 1x1 H63

**1x1** Width: 52 mm  
Length: 52 mm  
**1 IB-grid = 52 mm**  
**H63** Height: 63 mm



# Insetboxes – The small helpers for tidy organisation.



	Inset boxes height 63 mm	Inset boxes height 95 mm	L-BOXX G4 series	L-BOXX G series	i-BOXX G	SR-BOXX
<b>U3</b>	<b>Insetbox U3 H63 G</b> Ref. No. 6000010910 VPE: 17 Piece					
<b>Ux6</b>	<b>Insetbox Ux6 H63</b> Ref. No. 6000010912 VPE: 15 Piece	<b>Insetbox Ux6 H95</b> Ref. No. 6000010913 VPE: 10 Piece				
<b>1,5x4</b>		<b>Insetbox 1.5x4 H95</b> Ref. No. 6000011740 VPE: 16 Piece				
<b>1,5x5</b>	<b>Insetbox 1.5x5 H63</b> Ref. No. 6000010909 VPE: 18 Piece					
<b>Dividers</b>	<b>Divider IB U3 H63 G</b> Ref. No. 6000010911					
	<b>Divider IB Ux6 H63</b> Ref. No. 6000010915	<b>Divider IB Ux6 H95</b> Ref. No. 6000010917				
	<b>Divider IB 1.5x5 H63</b> Ref. No. 6000010914					
		<b>Divider IB 1.5x4 H95</b> Ref. No. 6000011741				



The **inset boxes with a height of 63 mm** fit in all cases and BOXes and can be subdivided further with dividers as of a grid size of 1x2. This height is ideal for sorting your small components and consumables and increasing organisation.

The **inset box height of 95 mm** was developed specifically for the L-BOXX 136 G4, the Metal case KM 330 and the drawer height 8 and higher. The inset boxes can be subdivided as desired with dividers. They can safely store large quantities of small components as well as larger consumables.



- Individual labelling of cases and BOXXes as well as inset boxes and dividers
- Enables quick access thanks to tidy organisation
- Simplifies and accelerates the refilling process
- Creates order in the vehicle and in the interior of cases and BOXXes



More tips for increasing productivity can be found on page 24

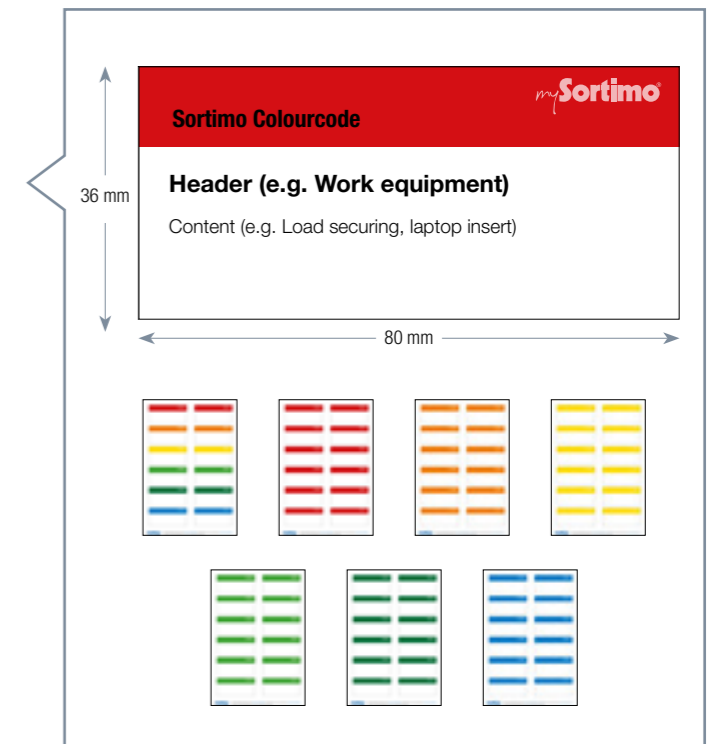
- Free PDF labelling template to download
- With colour coding for visual marking and differentiation
- Tear-resistant, moisture-resistant and excellent adhesion properties
- Actively helps to maintain order and prevents superfluous and unnecessary storage of inventory in the vehicle

Organisation of the materials by type, purpose or category. Sortimo offers optimal help for this:

Colourcode	Header	Subhead
	<b>Fastening technique</b>	Wall plugs, screws, washers, circlips, nuts, rivets, pipe clamps, cable clamps, etc.
	<b>Work equipment / Health and safety</b>	Load securing, laptop insert, work gloves, safety glasses, high visibility vests, hearing protectors, respirators, etc.
	<b>Electrical installation</b>	Terminals, heat-shrink tubes, ferrules, switches, plugs, sockets, fuses, etc.
	<b>HVAC installation</b>	Valves, screw plugs, sealing rings, fittings, clamps, O-rings, filters, controllers, etc.
	<b>Construction chemistry</b>	Silicone, glue, sealants, adhesive tape, cleaning agents, lubricants, etc.
	<b>Power and hand tools</b>	Drills, cordless screwdrivers, angle grinders, hammers, pliers, screwdrivers, spanners, etc.

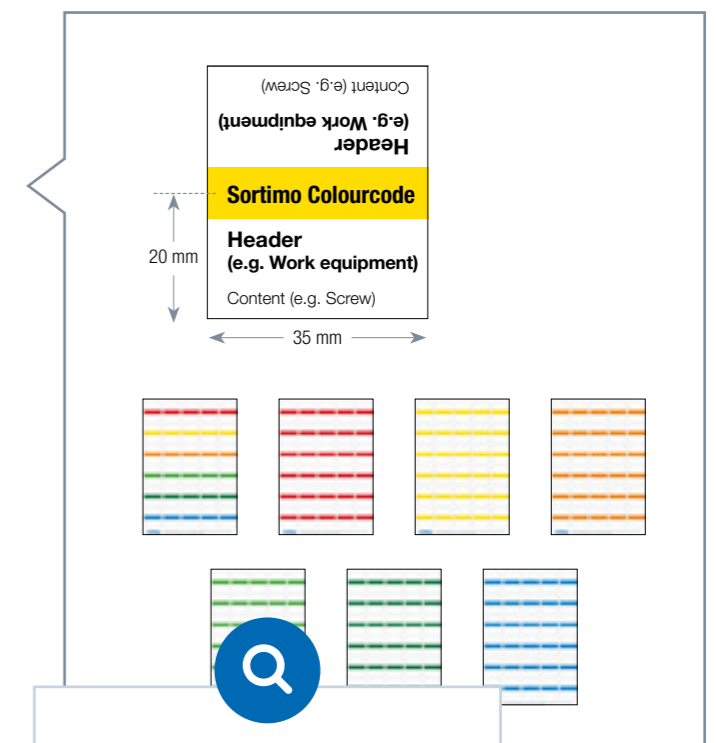
### Labels for cases and BOXXes

Description	Ref. No.
Adhesive labels, assorted, for BOXXes/cases/clips 12 in number (1 sheet)	6000011233
Adhesive labels, blue, for BOXXes/cases/clips 12 in number (1 sheet)	6000011553
Adhesive labels, blue, for BOXXes/cases/clips 12 in number. (1 sheet)	6000011554
Adhesive labels, blue, for BOXXes/cases/clips 12 in number. (1 sheet)	6000011555
Adhesive labels, blue, for BOXXes/cases/clips 12 in number. (1 sheet)	6000011556
Adhesive labels, blue, for BOXXes/cases/clips 12 in number. (1 sheet)	6000011557
Adhesive labels, blue, for BOXXes/cases/clips 12 in number. (1 sheet)	6000011558



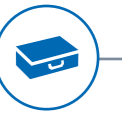
### Labels for inset boxes and dividers

Description	Ref. No.
Adhesive labels for inset box 30 in number, assorted (1 sheet)	6000011232
Adhesive labels for inset box 30 in number, blue (1 sheet)	6000011547
Adhesive labels for inset box 30 in number, yellow (1 sheet)	6000011548
Adhesive labels for inset box 30 in number, green (1 sheet)	6000011549
Adhesive labels for inset box 30 in number, light green (1 sheet)	6000011550
Adhesive labels for inset box 30 in number, orange (1 sheet)	6000011551
Adhesive labels for inset box 30 in number, red (1 sheet)	6000011552



PDF-template for labelling accessible at [mysortimo.com/labels](https://mysortimo.com/labels)





The sturdy case for everyday use.

# Metal case



Simplified working through one-handed operation



Interior with customised subdivision

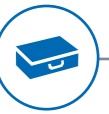


Integration in all Sortimo transport solutions possible



Foam insert in the lid prevents mixing of small parts

**Metal case** – The sturdy case for everyday use.



# The Metal case

The legendary Metal case from Sortimo – a classic developed further since 1973. Coming in four different sizes, it offers the ultimate in work convenience for various fields of use.



## Metal case KM (small components case)

The Metal case (KM) has an inset box set that makes it possible to store small parts tidily and allow quick access to them. The layout of the inset boxes can be rearranged as required, it is also possible to remove individual inset boxes. Sortimo also offers adhesive labels in various colours for individual labelling.

from page 132



## Metal case WM (tool case)

The Metal case (WM) allows free positioning of dividers for individual subdivision of the interior for safe storage and transport of parts and electric tools. The dividers come in predefined sets, but also allow individual combination for your own configuration.

from page 136



## Metal case DM (dual case)

The Metal case (DM) combines the advantages of a small parts case with inset boxes and tool case with dividers, thus making it possible to store and transport small parts and tools safely in just one case.

from page 140



## Metal case DK (nozzle case)

The Metal case (DK) with foam insert is designed specifically for heating burner nozzles. It is the ideal solution for safe and protected transport of burner nozzles and lets you see immediately when the stock levels start to fall.

from page 141

## Metal case – The sturdy case for everyday use.



### Metal case

Empty KM Metal cases can be equipped with inset boxes as daily needs require.

Description	Dim. (WxDxH) / Weight	Product description	Ref. No.
<b>1 Metal case KM 320</b>	Dim.: 440 x 330 x 66 mm Weight: 2,6 kg	Metal case for storing inset boxes height 63 mm. (optional combination of inset box heights 31 mm/ 31 mm in conjunction with an intermediate partition)	5228000
<b>2 Metal case KM 330</b>	Dim.: 440 x 330 x 100 mm Weight: 3,0 kg	Metal case for storing inset boxes height 95 mm. (optional combination of inset box heights 63 mm/ 31 mm in conjunction with an intermediate partition)	5228390
<b>3 Metal case KM 340</b>	Dim.: 440 x 330 x 130 mm Weight: 3,52 kg	Metal case for storing inset boxes. (optional combination of inset box heights 31 mm/ 95 mm as well as 63 mm/ 63 mm in conjunction with an intermediate partition)	5228550



All insetboxes from size 1x2 can be further subdivided.

### Metal case KM 320

The following pre-configured sets with inset boxes are available to you for the daily challenges in storage and safe transport of small parts.









Product description		Ref. No.
	<b>Metal case KM 321 incl. IBS H63 8 pieces</b> <b>Dim. (WxDxH):</b> 440 x 330 x 66 mm <b>Weight:</b> 3,59 kg Metal case with 8-16 dividing options at height 63 mm (8x IB 2x3, 4x DI IB 2x0, 4x DI IB 1x0).	1000011066
	<b>Inset box set without Metal case</b>	1000011038
	<b>Metal case KM 321 incl. IBS H63 12 pieces</b> <b>Dim. (WxDxH):</b> 440 x 330 x 66 mm <b>Weight:</b> 3,65 kg Metal case with 24-32 dividing options at height 63 mm (4x IB 2x2, 4x DI IB 2x0, 4x DI IB 1x0).	1000011065
	<b>Inset box set without Metal case</b>	1000011039
	<b>Metal case KM 321 incl. IBS H63 23 pieces</b> <b>Dim. (WxDxH):</b> 440 x 330 x 66 mm <b>Weight:</b> 3,76 kg Metal case with 23-31 dividing options for height 63 mm (12x IB 1x1, 6x IB 1x2, 3x IB 2x2, 2x IB 2x3, 4x DI IB 2x0, 4x DI IB H63).	1000011067
	<b>Inset box set without Metal case</b>	1000011030
	<b>Metal cases KM 321 incl. IBS H63 24 pieces</b> <b>Dim. (WxDxH):</b> 440 x 330 x 66 mm <b>Weight:</b> 3,75 kg Metal case with 24-28 dividing options at height 63 mm (24x IB 1x2, 4x DI IB 1x0).	1000011064
	<b>Inset box set without Metal case</b>	1000012358
	<b>Metal case KM 321 incl. IBS H63 48 pieces</b> <b>Dim. (WxDxH):</b> 440 x 330 x 66 mm <b>Weight:</b> 3,88 kg Metal case with 48 dividing options at height 63 mm (48x IB 1x1).	1000011063
	<b>Inset box set without Metal case</b>	1000012357

## Metal case – The sturdy case for everyday use.






### Metal case KM 330

Our new inset box height of 95 mm is ideal for larger consumables and a large number of specific small parts. There are various combinations of inset box heights of 31 mm, 63 mm and 95 mm available for the Metal case KM 330.

Product description		Ref. No.
 	<b>Metal case KM 332 incl. IBS H95 8 pieces</b> <b>Dim. (WxDxH):</b> 440 x 330 x 100 mm <b>Weight:</b> 4,41 kg 8-16 dividing options at height 95 mm (6x IB 2x2, 2x IB 2x6, 4x DI IB 2x0, 4x DI IB 1x0).	1000011070
	<b>Inset box set without Metal case</b>	1000011041
  	<b>Metal case KM 332 incl. IBS H31-H63</b> <b>Dim. (WxDxH):</b> 440 x 330 x 100 mm <b>Weight:</b> 5,41 kg 53-61 dividing options on 2 levels (upper height 31 mm: 18x IB 1x1, 9x IB 1x2, 3x IB 2x2; lower height 63 mm: 12x IB 1x1, 6x IB 1x2, 3x IB 2x2, 2x IB 2x3, 4x DI IB 2x0, 4x DI IB 1x0).	1000011068
	<b>Intermediate partition without Metal case and inset boxes</b>	5232816
  	<b>Metal case KM 332 incl. IBS H31-H95</b> <b>Dim. (WxDxH):</b> 440 x 330 x 100 mm <b>Weight:</b> 5,15 kg 33-45 dividing options on 2 levels (upper height 31 mm: 12x IB 1x1, 6x IB 1x2, 3x IB 2x2; lower height 63 mm: 6x IB 1x2, 3x IB 2x2, 2x IB 2x3, 4x DI IB 2x0, 4x DI IB 1x0; lower height 95 mm: 1x IB 2x6, 4x DI IB 2x0).	1000011071
	<b>Intermediate partition without Metal case and inset boxes</b>	5232809

### Metal case KM 340

It is possible to protect and transport a multitude of small parts on two levels in just one metal case. Combinations of the inset box heights 31 mm / 95 mm and 63 mm / 63 mm with the corresponding intermediate partitions are possible here.

Product description		Ref. No.
  	<b>Metal case KM 342 incl. IBS H63-H63</b> <b>Dim. (WxDxH):</b> 440 x 330 x 130 mm <b>Weight:</b> 6,42 kg 46-54 dividing options on 2 levels at height 63 mm (upper: 12x IB 1x1, 6x IB 1x2, 3x IB 2x2, 2x IB 2x3; lower: 12x IB 1x1, 6x IB 1x2, 3x IB 2x2, 2x IB 2x3, 4x DI IB 2x0, 4x DI IB 1x0).	1000011069
	<b>Intermediate partition without Metal case and inset boxes</b>	5232823







Labels on page 126



### Further inset box sets

Inset box sets in a height of 63 mm are ideal for the Metal case KM 320 - and in a height of 95 mm, perfect for the Metal case KM 330.









Description	Dim. (WxDxH) / Weight	Product description	Ref. No.
<b>Insetboxes set 4 pieces H63</b>	 Dim.: 418 x 314 x 63 mm Weight: 0,82 kg	4-12 dividing options at height 63 mm (4x IB 2x6, 4x DI IB 1x0, 4x DI IB 2x0).	1000011037
<b>Insetboxes set 16 pieces H63 S</b>	 Dim.: 418 x 314 x 63 mm Weight: 0,97 kg	16-24 dividing options for height 63 mm (6x IB 1x1, 4x IB 1x2, 2x IB 2x2, 1x IB 2x3, 2x IB 1x4, 1x IB 2x6, 4x DI IB 1x0, 4x DI IB 2x0).	1000011040
<b>Insetboxes set 4 pieces H95</b>	 Dim.: 418 x 314 x 97 mm Weight: 1,09 kg	4-8 dividing options for height 95 mm (4x IB 2x6, 4x DI IB 2x0).	1000011111
<b>Insetboxes set 9 pieces H95</b>	 Dim.: 418 x 314 x 97 mm Weight: 1,23 kg	9-17 dividing options for height 95 mm (4x IB 2x2, 2x IB 2x3, 2x IB 1x4, 1x IB 2x6, 4x DI IB 1x0, 4x DI IB 2x0).	1000011112


## Metal case – The sturdy case for everyday use.



### Metal case WM (tool case)

The freely placeable dividers offer numerous combination possibilities for optimum order and organisation. This enables effective work while simultaneously protecting the contents.

		Product description	Ref. No.
 		<b>Metal case WM 321 incl. Divider set</b>	5228116
		<b>Dim. (WxDxH):</b> 440 x 330 x 66 mm <b>Weight:</b> 3,0 kg Case incl. divider set (4 areas).	
		<b>Metal case without divider set</b>	5228109
		<b>Divider set without Metal case</b>	5267658
 		<b>Metal case WM 331 incl. Divider set</b>	5228451
		<b>Dim. (WxDxH):</b> 440 x 330 x 100 mm <b>Weight:</b> 3,0 kg Case incl. divider set (4 areas).	
		<b>Metal case without divider set</b>	5228444
		<b>Divider set without Metal case</b>	5267757
 		<b>Metal case WM 341 incl. Divider set</b>	5228598
		<b>Dim. (WxDxH):</b> 440 x 330 x 130 mm <b>Weight:</b> 4,0 kg Case incl. divider set (4 areas).	
		<b>Metal case without divider set</b>	5228581
		<b>Divider set without Metal case</b>	5267856
 		<b>Metal case WM 351 incl. Divider set</b>	5228741
		<b>Dim. (WxDxH):</b> 440 x 330 x 170 mm <b>Weight:</b> 4,7 kg Case incl. divider set (4 areas).	
		<b>Metal case without divider set</b>	5228734
		<b>Divider set without Metal case</b>	5267955
 		<b>Foam insert</b>	5200709
		<b>Dim. (WxDxH):</b> 310 x 210 x 60 mm <b>Weight:</b> 0,1 kg Foam grid insert for all metal cases (2 pieces per case) with detachable foam blocks (15 x 15 mm).	



### Individual divider slots

The divider slots enable fastening of dividers and slot dividers inside the case - available for all case heights.













Description	Dim. (WxDxH) / Weight	Product description	Ref. No.
<b>Slots for dividers 320</b>	Dim.: 420 x 45 x 30 mm Weight: 0,12 kg	Suitable for Metal case 320 (case height 66 mm).	49232960
<b>Slots for dividers 330</b>	Dim.: 430 x 80 x 35 mm Weight: 0,22 kg	Suitable for Metal case 330 (case height 100 mm).	49232977
<b>Slots for dividers 340</b>	Dim.: 32 x 420 x 107 mm Weight: 0,32 kg	Suitable for Metal case 340 (case height 130 mm).	49232984
<b>Slots for dividers 350</b>	Dim.: 420 x 145 x 3 mm Weight: 0,42 kg	Suitable for Metal case 350 (case height 170 mm).	49232991

## Metal case – The sturdy case for everyday use.



### Dividers and slot dividers

Sortimo offers a choice between various dividers per case height for individual subdivision of the interior.







				
	Metal case WM 320	Metal case WM 330	Metal case WM 340	Metal case WM 350
	<b>Slot divider 309x62 for Metal case WM 320/321</b> Ref. No. 5267641	<b>Slot divider 309x93 for Metal case WM 330/331</b> Ref. No. 5267740	<b>Slot divider 309x127 for Metal case WM 340/341</b> Ref. No. 5267849	<b>Slot divider 309x161 for Metal case WM 350/351</b> Ref. No. 5267948
	Slotted divider for organising the metal case across the width and for attaching dividers.			
	<b>Slot divider 145x62 for Metal case WM 320/321</b> Ref. No. 5267603	<b>Slot divider 145x93 for Metal case WM 330/331</b> Ref. No. 5267702	<b>Slot divider 145x127 for Metal case WM 340/341</b> Ref. No. 5267801	<b>Slot divider 145x161 for Metal case WM 350/351</b> Ref. No. 5267900
	Divider (1/3 case width) for organising the metal case across the depth, in combination with the respective slotted divider.			
	<b>Slot divider 262x62 for Metal case WM 320/321</b> Ref. No. 5267610	<b>Slot divider 262x93 for Metal case WM 330/331</b> Ref. No. 5267719	<b>Slot divider 262x127 for Metal case WM 340/341</b> Ref. No. 5267818	<b>Slot divider 262x161 for Metal case WM 350/351</b> Ref. No. 5267917
	Divider (2/3 case width) for organising the metal case across the depth, in combination with the respective slotted divider.			
	<b>Divider 415x62 suitable for Metal case WM 320</b> Ref. No. 5267634	<b>Divider 415x93 for Metal case WM 330</b> Ref. No. 5267733	<b>Divider 415x127 suitable for Metal case WM 340</b> Ref. No. 5267832	<b>Divider 415x161 suitable for Metal case WM 350</b> Ref. No. 5267931
	Divider 415x62 suitable for metal case WM 320 Divider for organising the metal case across the depth.			

## Metal case – The sturdy case for everyday use.



### Metal case DM (dual case)



The combination of a Metal case KM with inset boxes and a Metal case WM with dividers offers a multitude of configuration possibilities.

Product description		Ref. No.	
		<b>Metal case DM 332 incl. Divider &amp; IBS H31</b> <b>Dim. (WxDxH):</b> 440 x 330 x 100 mm <b>Weight:</b> 4,8 kg Metal case with divider set, intermediate partition and 30 dividing options for height 31 mm (18x IB 1x1, 9x IB 1x2, 3x IB 2x2).	1000011072
		<b>Intermediate partition without Metal case and inset boxes</b>	5232816
		<b>Metal case DM 342 incl. Divider &amp; IBS H63</b> <b>Dim. (WxDxH):</b> 440 x 330 x 130 mm <b>Weight:</b> 5,4 kg Metal case with divider set, intermediate partition and 23-31 dividing options for height 63 mm (12x IB 1x1, 6x IB 1x2, 3x IB 2x2, 2x IB 2x3, 4x DI IB 1x0, 4x DI IB 2x0).	1000011061
		<b>Inset box set without Metal case</b>	1000011030
		<b>Metal case DM 352 incl. Divider &amp; IBS H63</b> <b>Dim. (WxDxH):</b> 440 x 330 x 170 mm <b>Weight:</b> 6,0 kg Metal case with divider set, intermediate partition and 23-31 dividing options for height 63 mm (12x IB 1x1, 6x IB 1x2, 3x IB 2x2, 2x IB 2x3, 4x DI IB 1x0, 4x DI IB 2x0).	1000011060
		<b>Inset box set without Metal case</b>	1000011030
		<b>Intermediate partition without Metal case and inset boxes</b>	5232823



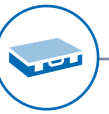
### Metal case DK 321

The special case for the HVAC trade for organised transport of heating burner nozzles.

Product description		Ref. No.
	<b>Metal case DK 321 with foam inlay &amp; IB</b> <b>Dim. (WxDxH):</b> 440 x 330 x 66 mm <b>Weight:</b> 3,1 kg Metal case with foam insert for heating burner nozzles (121 nozzles, Ø 22 mm) and an inset box 2x6 with 2 dividers IB 1x0 and IB 2x0 at height 63 mm.	1000011062
	<b>Foam insert without Metal case and inset boxes</b>	1000011564
	<b>Metal case DK 321</b> <b>Dim. (WxDxH):</b> 440 x 330 x 66 mm <b>Weight:</b> 3,89 kg Metal case for the HVAC branch for storing heating burner nozzles. (165 nozzles, Ø 22 mm)	5228338
	<b>Foam insert without Metal case</b>	5200532



Insetboxes starting on page 121



The champion in organisation.

# T-BOXX G



Small components in view at all times



Easy to carry with a rubberised grip



Cost-savings due to long service life



Flexibility via the removal of individual inset boxes



## T-BOXX G – The champion in organisation.



### T-BOXX G including inset box set

The T-BOXX G not only gives you a clear view of what you have got with you, but also allows convenient and safe transport of small parts to every place of use. The optimal inset box height for the T-BOXX G is 63 mm – in combination with an intermediate partition, two levels with an inset box height of 31 mm are also possible.

	Product description	Ref. No.
	<b>T-BOXX G empty</b> <b>Dim. (WxDxH):</b> 442 x 351 x 80 mm <b>Weight:</b> 1,59 kg T-BOXX G, empty for individual configurations.	6000010978
	<b>T-BOXX G incl. IBS 4 pieces H63</b> <b>Dim. (WxDxH):</b> 440 x 350 x 80 mm <b>Weight:</b> 2,33 kg 4-12 dividing options for height 63 mm (4x IB 2x6, 4x DI IB 1x0, 4x DI IB 2x0).	6000010984
	<b>Inset box set without T-BOXX G</b>	1000011037
	<b>T-BOXX G incl. IBS 8 pieces H63</b> <b>Dim. (WxDxH):</b> 440 x 350 x 80 mm <b>Weight:</b> 2,35 kg 8-16 dividing options for height 63 mm (8x IB 2x3, 4x DI IB 1x0, 4x DI IB 2x0).	6000010983
	<b>Inset box set without T-BOXX G</b>	1000011038
	<b>T-BOXX G incl. IBS 12 pieces H63</b> <b>Dim. (WxDxH):</b> 440 x 350 x 80 mm <b>Weight:</b> 2,42 kg 12-20 dividing options for height 63 mm (12x IB 2x2, 4x DI IB 1x0, 4x DI IB 2x0).	6000010982
	<b>Inset box set without T-BOXX G</b>	1000011039
	<b>T-BOXX G incl. IBS 16 pieces H63 S</b> <b>Dim. (WxDxH):</b> 440 x 350 x 80 mm <b>Weight:</b> 2,48 kg 16-24 dividing options for height 63 mm (6x IB 1x1, 4x IB 1x2, 2x IB 2x2, 2x IB 1x4, 1x IB 2x3, 1x IB 2x6, 4x DI IB 1x0, 4x DI IB 2x0).	6000010981
	<b>Inset box set without T-BOXX G</b>	1000011040

	Product description	Ref. No.
	<b>T-BOXX G incl. IBS 23 pieces H63</b> <b>Dim. (WxDxH):</b> 440 x 350 x 80 mm <b>Weight:</b> 2,53 kg 23-31 dividing options for height 63 mm (12x IB 1x1, 6x IB 1x2, 3x IB 2x2, 2x IB 2x3, 4x DI IB 1x0 H63, 4x DI IB 2x0).	6000010980
	<b>Inset box set without T-BOXX G</b>	1000011030
	<b>T-BOXX G incl. IBS 45 pieces H31</b> <b>Dim. (WxDxH):</b> 440 x 350 x 80 mm <b>Weight:</b> 3,25 kg 45 dividing options on 2 levels at height 31 mm (upper: 22x IB 1x1, 11x IB 1x2; lower: 12x IB 2x2) and Box insert 31 mm.	1000011129
	<b>Intermediate partition without T-BOXX G</b>	1000011084
	<b>T-BOXX G incl. IBS 48 pieces H63</b> <b>Dim. (WxDxH):</b> 440 x 350 x 80 mm <b>Weight:</b> 2,64 kg 48 dividing options for height 63 mm (48x inset box 1x1).	6000010979
	<b>Inset box set without T-BOXX G</b>	1000012357

### T-BOXX G hook-in adapter

	Product description	Ref. No.
	<b>T-BOXX G Hook-in adapter SET</b> <b>Dim. (WxDxH):</b> 215 x 155 x 30 mm <b>Weight:</b> 0,30 kg The T-BOXX G hook-in adapter for securing a T-BOXX G to the Sortimo perforated aluminium grid or to a flat surface.	6000011351

## Tool tray inserts – High-quality tool sets from Gedore.



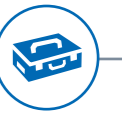
The tool tray insert can be integrated optimally in the T-BOXX G and the Metal case WM 320. The format of the insert corresponds to the Sortimo inset box grid 3x6 and 6x6 and can thus be combined optimally with inset boxes. The tools are transported safely and tidily in the foam insert. Furthermore, it is in two colours so that you can immediately see if tools are missing. The material of the insert is resistant to oils and greases, and is easy to clean with water.

	Product description	Ref. No.
	<b>Gedore WE 3x6 Pliers assortment</b> Dim. (WxDxH): 157 x 310 x 35 mm Weight: 1,22 kg including universal pliers 142 10 JC; power combination pliers 8250-180 JC; flat round pliers 8132-160 JC; power side cutters 8316-160 JC.	6000010782
	<b>Gedore WE 3x6 Socket wrench set hex.</b> Dim. (WxDxH): 157 x 310 x 35 mm Weight: 2,79 kg including socket inserts 10 mm - 24 mm; 26 mm; 27 mm; 28 mm; 30 mm; 32 mm; screwdriver inserts IN19 6; 7; 8; 9; 10; 12; 14.	6000010783
	<b>Gedore WE 3x6 Socket wrench set 1/4</b> Dim. (WxDxH): 157 x 310 x 35 mm Weight: 0,84 kg including socket inserts 4 mm - 14 mm; IN 20 screwdriver inserts 4, 5, 6, 8; screwdriver inserts T8, T9, T10, T15, T20, T25, T27, T30, T40; socket inserts TX E4, E5, E6, E7, E8, E10; cross handle 1/4"; extension; changeover ratchet; universal joint; square handle 1/4".	6000010786
	<b>Gedore WE 3x6 Chisel assortment</b> Dim. (WxDxH): 157 x 310 x 35 mm Weight: 1,42 kg including 100-12 centre punch; 99 12-5 drift; 97-250 flat chisel; 98-125 cross chisel; 119-1,5 split-pin driver; 119-3 split-pin driver; 119-4 split-pin driver; 600 H-300 mechanic's hammer.	6000010790
	<b>Gedore WE 3x6 Double open ended spanner</b> Dim. (WxDxH): 157 x 310 x 35 mm Weight: 1,44 kg including double open-ended spanners 6x7 mm; 8x9 mm; 10x11 mm; 12x13 mm; 14x15 mm; 16x17 mm; 18x19 mm; 20x22 mm; 21x23 mm; 24x27 mm.	6000010791

Description	Product description	Ref. No.
<b>Gedore WE 3x6 Accessories Socket wr.set</b>	including accessories for socket inserts cross-handle 1/2" 1987; extension 1990-5; extension 1990-10; universal joint 1995; reversing ratchet 1/2" 1993 U-20.	6000010784
<b>Gedore WE 3x6 Ring spanner set</b>	including double ring spanners 6x7 mm; 8x9 mm; 10x11 mm; 12x13 mm; 14x15 mm; 16x17 mm; 18x19 mm; 20x22 mm.	6000010785
<b>Gedore WE 3x6 Screwdriver set PZ</b>	including 3K screwdriver 4, 5,5, 6,5, 8; screwdriver PZ1; screwdriver PZ2.	6000010787
<b>Gedore WE 3x6 Screwdriver set TX</b>	including 3K screwdriver TORX T8, T10, T15, T20, T25, T30.	6000010788
<b>Gedore WE 3x6 Socket wrench set 3/8</b>	including socket inserts 6 mm - 19 mm; screwdriver inserts 4, 5, 6, 8, 10; cross-handle 3/8"; 3090-5 extension; 3090-10 extension; U-10 changeover ratchet; universal joint.	6000010789
<b>Gedore WE 3x6 Open ended sp. ring ratchet</b>	including open-ended spanners with ring ratchet 8 mm; 10 mm; 12 mm; 13 mm; 14 mm; 15 mm; 16 mm; 17 mm; 18 mm; 19 mm.	6000010792
<b>Gedore WE 3x6 Mounting pliers set</b>	including installation pliers A 1; A 2; A 21; J 1; J 2; J 21.	6000010793
<b>Gedore WE 3x6 Screwdriver bits</b>	including screwdriver inserts IN 19 6, 7, 8, 10, 12, 14 and screwdriver inserts IN 19 L 6-140, 7-140, 8-140, 9-140, 10-140, 12-140, 14-140.	6000010794
<b>Gedore WE 3x6 AGE Pliers assortment</b>	including 142 10 JC universal pliers; VDE 8250-180 H power combination pliers and VDE 8132-160 H VDE flat round pliers.	6000010795
<b>Gedore WE 3x6 AGE Screwdriver</b>	including VDE 2170 screwdriver 4 mm; 5,5 mm; 6,5 mm; 8 mm and VDE 2160 screwdriver PZ1 and PZ2.	6000010796
<b>Gedore WE 6x6 Ring-open end sp. set 7</b>	including ring open-ended spanners (7) 6 mm - 22 mm and PH 42-88 angle screwdriver kit.	6000010798
<b>Gedore WE 6x6 Ring-open end sp. set 1B</b>	including ring open-ended spanners (1B) 6 mm - 21 mm.	6000010797



Also suitable for  
Tool cases WM 320.



The stacking champion for all-rounders.

# L-BOXXes G/G4



Click system for secure transport



Safety through integration in Sortimo van racking systems




Organisation by means of label with colour code



Anti-theft protection also with interconnected G4 L-BOXXes

# L-BOXXes G/G4 – The stacking champion for all-rounders.



## Insetboxes

Thanks to the inset box grid on the bottom of the L-BOXX 102 G4 and L-BOXX 136 G4, inset boxes can be arranged individually and removed at any time when needed. Small components are transported safely and stock levels can be seen at all times. The inset boxes can also be integrated in the L-BOXX 238 G and L-BOXX 374 G using an intermediate partition.

from page 153



## Mobility

Sortimo offers a range of transport options to optimise trips to work - naturally tailored to meet everyday needs. The BOXX range with mobility solutions not only saves time, but also increases efficiency when it comes to the transport of tools and materials. Stowed safely in the vehicle for an easy trip to the place of use.

from page 51



## L-BOXX inserts

To meet the daily challenges in the transport and storage of materials, Sortimo offers a range of inserts with which the L-BOXX G/G4 can be adapted to individual requirements. Sortimo thus offers the ideal storage solution and optimises work procedures for various applications.

from page 160



## Dividers

The many different divider combination possibilities offer the optimum in order and organisation. That allows effective work while simultaneously protecting the contents. Larger tools and work utensils are transported safely and stored tidily. The dividers are available individually or in a preconfigured set.

from page 156



## Tool storage

Tool modules enable tidy and structured storage of tools. Sortimo offers solutions for the interior as well as for the side tool cards on the outer side walls. This guarantees quick access and makes work procedures even more efficient, resulting in an immense saving of time in your routine daily work.

from page 166




## Worktop

The work tops can be fastened to the BOXX lids quickly and easily to convert the L-BOXX G/G4 to a mobile workplace for minor adaptations at the work site. Sortimo offers a choice of four different work tops.

from page 172

## L-BOXXes G/G4 – The stacking champion for all-rounders.



1

2

3

4

### L-BOXXes empty

The practical L-BOXXes of shock and impact-resistant ABS plastic are available in four different sizes that are compatible to each other. The BOXXes can be equipped individually as required with inset boxes, dividers and various inserts.

	Description	Dim. (WxDxH) / Weight	Ref. No.
1	L-BOXX 102 G4	Dim.: 444 x 360 x 118 mm Weight: 1,72 kg	6000010876
2	L-BOXX 136 G4	Dim.: 444 x 360 x 152 mm Weight: 1,78 kg	6000010877
3	L-BOXX 238 G	Dim.: 442 x 357 x 253 mm Weight: 2,8 kg	6000010992
4	L-BOXX 374 G	Dim.: 442 x 357 x 389 mm Weight: 3,4 kg	6000010994



### L-BOXX 102 G4 with inset box set

Preconfigured L-BOXX 102 G4 with inset box sets with a height of 63 mm and lid insert for tidy sorting of small components and consumables.

Product description		Ref. No.
	<b>L-BOXX 102 G4 incl. IBS 7 pieces H63</b> Dim. (WxDxH): 444 x 360 x 118 mm Weight: 2,69 kg 7-13 dividing options for height 63 mm (2x IB Ux6 incl. 2 DI, 5x IB 2x3, 2x DI IB 1x0, 2x DI IB 2x0) and a lid insert.	1000011328
	<b>Inset box set without L-BOXX</b>	1000011029
	<b>L-BOXX 102 G4 incl. IBS 8 pieces H63</b> Dim. (WxDxH): 444 x 360 x 118 mm Weight: 2,71 kg 8-18 dividing options for height 63 mm (2x IB Ux6 incl. 2 DI, 3x IB 1x2, 2x IB 2x3, 1x IB 2x6, 4x DI IB 1x0, 4x DI IB 2x0) and lid insert.	1000011314
	<b>Inset box set without L-BOXX</b>	1000011033
	<b>L-BOXX 102 G4 incl. IBS 12 pieces H63 S</b> Dim. (WxDxH): 444 x 360 x 118 mm Weight: 2,79 kg 12-22 dividing options for height 63 mm (2x IB Ux6 incl. 2 DI, 2x IB 1x1, 3x IB 1x2, 2x IB 2x2, 1x IB 2x3, 2x IB 1x4, 4x DI IB 1x0, 4x DI IB 2x0) and lid insert.	1000011315
	<b>Inset box set without L-BOXX</b>	1000011031
	<b>L-BOXX 102 G4 incl. IBS 32 pieces H63</b> Dim. (WxDxH): 444 x 360 x 118 mm Weight: 2,82 kg 32-34 dividing options for height 63 mm (2x IB Ux6 incl. 2 DI, 30x IB 1x1) and lid insert.	1000011316
	<b>Inset box set without L-BOXX</b>	1000011032
	<b>L-BOXX 102 G4 incl. IBS 30 pieces H31-H63</b> Dim. (WxDxH): 444 x 360 x 118 mm Weight: 3,31 kg 30-32 dividing options on 2 levels (lower: 2x IB Ux6 H63 incl. 2 DI, 6x IB 1x1 H31, 4x IB 1x2 H31, 4x IB 2x2 H31; upper: 6x IB 1x1 H31, 4x IB 1x2 H31, 4x IB 2x2 H31) and lid insert.	1000011317
	<b>Intermediate partition without L-BOXX</b>	1000011088

## L-BOXXes G/G4 – The stacking champion for all-rounders.



### L-BOXX 136 G4 with inset box set

Preconfigured L-BOXX 136 G4 with inset box sets with a height of 95 mm and lid insert for storage of large quantities of small components and consumables.







Product description		Ref. No.	
		<b>L-BOXX 136 G4 incl. IBS 6 pieces H95</b> <b>Dim. (WxDxH):</b> 444 x 360 x 152 mm <b>Weight:</b> 3,11 kg 6-14 dividing options for height 95 mm (2x IB Ux6 incl. 2 DI, 3x IB 2x3, 1x IB 2x6, 2x DI IB 1x0, 4x DI IB 2x0) and a lid insert.	1000011333
		<b>Inset box set without L-BOXX</b>	1000011034
		<b>L-BOXX 136 G4 incl. IBS 7 pieces H95 S</b> <b>Dim. (WxDxH):</b> 444 x 360 x 152 mm <b>Weight:</b> 3,18 kg 7-15 dividing options for height 95 mm (2x IB Ux6 incl. 2 DI, 2x IB 2x2, 1x IB 2x3, 1x IB 1x4, 1x IB 2x6, 2x DI IB 1x0, 4x DI IB 2x0) and a lid insert.	1000011334
		<b>Inset box set without L-BOXX</b>	1000011036
		<b>L-BOXX 136 G4 incl. IBS 8 pieces H95</b> <b>Dim. (WxDxH):</b> 444 x 360 x 152 mm <b>Weight:</b> 3,14 kg 8-16 dividing options for height 95 mm (2x IB Ux6 incl. 2 DI, 3x IB 2x2, 3x IB 2x3, 2x DI IB 1x0, 4x DI IB 2x0) and a lid insert.	1000011335
		<b>Inset box set without L-BOXX</b>	1000011035
		<b>Lid insert EPP L-BOXX G4</b> <b>Dim. (WxDxH):</b> 438 x 327 x 28 mm <b>Weight:</b> 0,07 kg The lid insert is suitable for the L-BOXX 102 G4 or 136 G4 and seals the top of the inset boxes or small component trays stored in the BOXX, preventing the contents from becoming mixed up.	1000011324



Insetboxes starting on page 122

### L-BOXX 238 G and L-BOXX 374 G with inset box set (and divider set)

Preconfigured L-BOXX G with inset box set (height 63 mm) on intermediate partition, a divider set with 4 different subdivision options and a lid insert. Combined transport of small components, tools and other work utensils is thus possible without problem.

Product description		Ref. No.	
		<b>L-BOXX 238 G incl. Divider set &amp; IBS</b> <b>Dim. (WxDxH):</b> 442 x 357 x 253 mm <b>Weight:</b> 5,2 kg Divider set (4 dividers), above 12-20 dividing options for height 63 mm (2x IB U3 G incl. 2 DI, 2x IB 1x1, 3x IB 1x2, 2x IB 2x2, 1x IB 2x3, 2x IB 1x4, 4x DI IB 1x0, 2x DI IB 2x0) and lid insert.	1000011141
		<b>Intermediate partition without inset box set and L-BOXX</b>	1000011089
		<b>Intermediate partition incl. inset box set without L-BOXX</b>	1000011148
		<b>L-BOXX 374 incl. Divider set &amp; IBS</b> <b>Dim. (WxDxH):</b> 442 x 357 x 389 mm <b>Weight:</b> 6,5 kg Divider set (4 dividers), above 12-20 dividing options for height 63 mm (2x IB U3 G incl. 2 DI, 2x IB 1x1, 3x IB 1x2, 2x IB 2x2, 1x IB 2x3, 2x IB 1x4, 4x DI IB 1x0, 4x DI IB 2x0) and lid insert.	1000011197
		<b>Intermediate partition without inset box set and L-BOXX</b>	1000011089
		<b>Intermediate partition incl. inset box set without L-BOXX</b>	1000011148
		<b>Lid insert for the L-BOXX G range</b> <b>Dim. (WxDxH):</b> 405 x 321 x 22 mm <b>Weight:</b> 0,05 kg The lid insert is suitable for the L-BOXX 238 G, L-BOXX 374 G and LS-BOXX 306 G and seals the top of the inset boxes or small component trays stored in the BOXX, preventing the contents from becoming mixed up.	121014678



## L-BOXXes G/G4 – The stacking champion for all-rounders.



### L-BOXX G/G4 incl. divider set

Sortimo offers finished divider sets for safe transport of tools and storage of larger work utensils in the L-BOXX G/G4.

Product description		Ref. No.
 	<b>L-BOXX 102 G4 incl. Divider set 3F</b> <b>Dim. (WxDxH):</b> 444 x 360 x 118 mm <b>Weight:</b> 2,32 kg L-BOXX 102 G4 with divider set (3 dividers) and lid insert.	1000011330
	<b>Divider set without L-BOXX</b>	1000011195
 	<b>L-BOXX 102 G4 incl. Divider set 4F</b> <b>Dim. (WxDxH):</b> 444 x 360 x 118 mm <b>Weight:</b> 2,33 kg L-BOXX 102 G4 with divider set (4 dividers) and lid insert.	1000011331
	<b>Divider set without L-BOXX</b>	1000011250
 	<b>L-BOXX 136 G4 incl. Divider set 3F</b> <b>Dim. (WxDxH):</b> 444 x 360 x 152 mm <b>Weight:</b> 2,38 kg L-BOXX 136 G4 with divider set (3 dividers) and lid insert.	1000011336
	<b>Divider set without L-BOXX</b>	1000011144
 	<b>L-BOXX 136 G4 incl. Divider set 4F</b> <b>Dim. (WxDxH):</b> 444 x 360 x 152 mm <b>Weight:</b> 2,46 kg L-BOXX 136 G4 with divider set (4 dividers) and lid insert.	1000011337
	<b>Divider set without L-BOXX</b>	1000011231



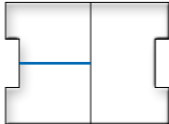





Product description		Ref. No.
 	<b>L-BOXX 238 G incl. Divider Set &amp; IBS 2x6 H63</b> <b>Dim. (WxDxH):</b> 442 x 357 x 253 mm <b>Weight:</b> 5,0 kg Divider set (3 dividers), above 3-6 dividing options for height 63 mm (3x IB 2x6 incl. 3x DI IB 2x0) and lid insert.	1000011145
	<b>Divider set without L-BOXX</b>	1000011141
 	<b>L-BOXX 238 G incl. Divider set &amp; IBS</b> <b>Dim. (WxDxH):</b> 442 x 357 x 253 mm <b>Weight:</b> 5,2 kg Divider set (4 dividers), above 12-20 dividing options for height 63 mm (2x IB U3 G incl. 2 DI, 2x IB 1x1, 3x IB 1x2, 2x IB 2x2, 1x IB 2x3, 2x IB 1x4, 4x DI IB 1x0, 2x DI IB 2x0) and lid insert.	1000011141
	<b>Divider set without L-BOXX</b>	1000011249
 	<b>L-BOXX 374 G incl. Divider set 3F &amp; IBS</b> <b>Dim. (WxDxH):</b> 442 x 357 x 389 mm <b>Weight:</b> 5,1 kg Divider set (3 dividers), above 3-6 dividing options for height 63 mm (3x IB 2x6, 3x DI IB 2x0) and lid insert.	1000011249
	<b>Divider set without L-BOXX</b>	1000011197
 	<b>L-BOXX 374 incl. Divider set &amp; IBS</b> <b>Dim. (WxDxH):</b> 442 x 357 x 389 mm <b>Weight:</b> 6,5 kg Divider set (4 dividers), above 12-20 dividing options for height 63 mm (2x IB U3 G incl. 2 DI, 2x IB 1x1, 3x IB 1x2, 2x IB 2x2, 1x IB 2x3, 2x IB 1x4, 4x DI IB 1x0, 4x DI IB 2x0) and lid insert.	1000011197
	<b>Divider set without L-BOXX</b>	1000011197

# L-BOXXes G/G4 – The stacking champion for all-rounders.



## Dividers and slot dividers

Sortimo offers a choice between various dividers per BOXX height for individual subdivision of the interior.

	L-BOXX 102	L-BOXX 136	L-BOXX 238	L-BOXX 374
 	<b>Divider 140x60 mm for the L-BOXX 102 G4</b> Artikel-Nr. 1000002926	<b>Divider 140x100 mm for the L-BOXX 136 G4</b> Artikel-Nr. 1000002930	<b>Divider 137x130 mm for the L-BOXX 238 G</b> Artikel-Nr. 121017248	<b>Divider 137x255 mm for the L-BOXX 374 G</b> Artikel-Nr. 1000000094
The divider provides organisation for the L-BOXX across the width in combination with a divider frame and slotted divider (354 mm).				
 	<b>Divider 173x60 mm for the L-BOXX 102 G4</b> Artikel-Nr. 1000002927	<b>Divider 173x100 mm for the L-BOXX 136 G4</b> Artikel-Nr. 1000002931	<b>Divider 173x130 mm for the L-BOXX 238 G</b> Artikel-Nr. 121017249	<b>Divider 173x255 mm for the L-BOXX 374 G</b> Artikel-Nr. 1000000098
The divider provides organisation for the L-BOXX across the depth in combination with a divider frame and slotted divider (288 mm).				
 	<b>Slot divider 288x60 for the L-BOXX 102 G4</b> Artikel-Nr. 1000002924	<b>Slot divider 288x100 for the L-BOXX 136 G4</b> Artikel-Nr. 1000002928	<b>Slot divider 283x130 mm for the L-BOXX 238 G</b> Artikel-Nr. 121017246	<b>Slot divider 283x255 mm for the L-BOXX 374 G</b> Artikel-Nr. 1000000088
The slotted divider provides organisation for the L-BOXX across the width in combination with a divider frame.				
 	<b>Slot divider 354x60 for the L-BOXX 102 G4</b> Artikel-Nr. 1000002925	<b>Slot divider 354x100 for the L-BOXX 136 G4</b> Artikel-Nr. 1000002929	<b>Slot divider 354x130 mm for the L-BOXX 238 G</b> Artikel-Nr. 121017247	<b>Slot divider 354x255 mm for the L-BOXX 374 G</b> Artikel-Nr. 1000000093
The slotted divider provides organisation for the L-BOXX across the depth in combination with a divider frame.				





## L-BOXXes G/G4 – The stacking champion for all-rounders.



### L-BOXX incl. recess insert

Product description		Ref. No.	
		<b>L-BOXX 102 G4 incl. small comp. tray 5 recesses</b> Dim. (WxDxH): 444 x 360 x 118 mm Weight: 2,15 kg L-BOXX 102 G4 with small component tray (5 recesses) and lid insert.	1000011332
<b>Small component tray without L-BOXX</b>		6000010967	
		<b>L-BOXX 102 G4 incl. small comp. tray 8 recesses</b> Dim. (WxDxH): 444 x 360 x 118 mm Weight: 2,15 kg L-BOXX 102 G4 with small component tray (8 recesses) and lid insert.	1000011318
<b>Small component tray without L-BOXX</b>		6000010969	
		<b>L-BOXX 136 G4 incl. small comp. tray 4 recesses</b> Dim. (WxDxH): 444 x 360 x 152 mm Weight: 2,28 kg L-BOXX 136 G4 with small component tray (4 recesses) and lid insert.	1000011338
<b>Small component tray without L-BOXX</b>		6000010966	
		<b>L-BOXX 136 G4 incl. small comp. tray 8 recesses</b> Dim. (WxDxH): 444 x 360 x 152 mm Weight: 2,28 kg L-BOXX 136 G4 with small component tray (8 recesses) and lid insert.	1000011321
<b>Small component tray without L-BOXX</b>		6000010970	

### L-BOXX incl. first aid insert

Product description		Ref. No.	
		<b>L-BOXX 102 G4 First aid</b> Dim. (WxDxH): 444 x 360 x 118 mm Weight: 2,99 kg L-BOXX 102 G4 first aid with filling as per DIN 13157.	1000011313

### L-BOXX incl. foam insert

Product description		Ref. No.	
		<b>L-BOXX 102 G4 incl. Foam insert</b> Dim. (WxDxH): 444 x 360 x 118 mm Weight: 1,96 kg L-BOXX 102 G4 with small component tray (5 recesses) and lid insert.	1000011329
<b>Foam insert without L-BOXX</b>		1000011119	
		<b>L-BOXX 136 G4 incl. Foam insert</b> Dim. (WxDxH): 444 x 360 x 152 mm Weight: 2,13 kg L-BOXX 136 G4 with perforated foam insert (15 x 15 mm) and lid insert.	1000011319
<b>Foam insert without L-BOXX</b>		1000011118	


### EPP self-cutting insert without BOXX

Product description		Ref. No.
	<b>Self-cutting insert EPP L-BOXX G4</b> Dim. (WxDxH): 418 x 310 x 20 mm Weight: 0,05 kg Self-cutting insert made of rigid foam for customisation of the interior of your L-BOXX. Delivery includes a 15 mm thick EPP self-cutting insert.	6000010973
	<b>Cutting insert set EPP L-BOXX 102 G4 VPE4</b> Dim. (WxDxH): 418 x 310 x 65 mm Weight: 0,21 kg The self-cutting insert made of rigid foam allows you to customise storage for the devices and tools being transported (VPE 4 pieces).	1000011102
	<b>Cutting insert set EPP L-BOXX 136 G4 VPE6</b> Dim. (WxDxH): 418 x 310 x 95 mm Weight: 0,31 kg The self-cutting insert made of rigid foam allows you to customise storage for the devices and tools being transported (VPE 6 pieces).	1000011101


## L-BOXXes G/G4 – The stacking champion for all-rounders.




### L-BOXX incl. laptop insert

Product description	Ref. No.
 <p><b>L-BOXX 136 G4 including Laptop insert</b>  <b>Dim. (WxDxH):</b> 444 x 360 x 152 mm  <b>Weight:</b> 1,99 kg            L-BOXX 136 G4 with foam insert (suitable for laptops up to 365 mm x 270 mm), document card and tool mat on the BOXXes base.</p>	1000011198
<b>Laptop insert without L-BOXX</b>	1000011194
<b>Document card without L-BOXX</b>	1000011130

### L-BOXX incl. burner nozzle foam insert

Product description	Ref. No.
 <p><b>L-BOXX 102 G4 incl. foam inlay burner nozzle</b>  <b>Dim. (WxDxH):</b> 444 x 360 x 118 mm  <b>Weight:</b> 1,94 kg            L-BOXX 102 G4 with foam insert for burner nozzles (126 pieces, Ø 22 mm) and lid insert.</p>	1000011346
<b>Burner nozzle foam insert without L-BOXX</b>	6000011006

### L-BOXX incl. hanging file application

Product description	Ref. No.
 <p><b>L-BOXX 374 G incl. Suspension file insert &amp; document card</b>  <b>Dim. (WxDxH):</b> 442 x 357 x 389 mm  <b>Weight:</b> 4,23 kg            L-BOXX 374 G with hanging file application and a practical document card (max. DIN A4) in the lid.</p>	1000011149
<b>Hanging file application without L-BOXX</b>	1000011325
<b>Suspension pockets without L-BOXX</b>	121015794
<b>Document card without L-BOXX</b>	1000011130

### L-BOXX incl. thermal insert

Product description	Ref. No.
 <p><b>L-BOXX 238 G Thermo</b>  <b>Dim. (WxDxH):</b> 442 x 357 x 253 mm  <b>Weight:</b> 2,92 kg            L-BOXX 238 G equipped with a thermal insert, its insulation effect protects sensitive construction chemicals from extreme temperatures.</p>	1000011201
<b>Thermal insert without L-BOXX</b>	121018345
 <p><b>L-BOXX 374 G Thermo</b>  <b>Dim. (WxDxH):</b> 442 x 357 x 389 mm  <b>Weight:</b> 3,58 kg            L-BOXX 374 G equipped with a thermal insert, its insulation effect protects sensitive construction chemicals from extreme temperatures.</p>	1000011146
<b>Thermal insert without L-BOXX</b>	121018346

Description	Dim. (WxDxH) / Weight	Product description	Ref. No.
<b>Diagonal divider L-BOXX Thermo</b>	Dim.: 264 x 140 x 0 mm Weight: 0,1 kg	Used to subdivide the L-BOXX Thermo across the width. You can also divide the interior across the depth in combination with lengthwise dividers.	121018347
<b>Longitudinal divider L-BOXX Thermo</b>	Dim.: 355 x 140 x 0 mm Weight: 0,1 kg	Used to subdivide the L-BOXX Thermo across the depth. You can also divide the interior across the width in combination with crosswise dividers.	121018348

### L-BOXX incl. LQ sticker

Product description	Ref. No.
 <p><b>L-BOXX 238 G LQ</b>  <b>Dim. (WxDxH):</b> 442 x 357 x 253 mm  <b>Weight:</b> 2,8 kg            L-BOXX 238 G has a LQ (= Limited Quantity) marking and enables the combined transport of small amounts of hazardous materials as per ADR Chapter 3.4.</p>	1000011202
 <p><b>L-BOXX 374 G LQ</b>  <b>Dim. (WxDxH):</b> 442 x 357 x 389 mm  <b>Weight:</b> 3,4 kg            L-BOXX 374 G has a LQ (= Limited Quantity) marking and enables the combined transport of small amounts of hazardous materials as per ADR Chapter 3.4.</p>	1000011142





## L-BOXXes G/G4 – The stacking champion for all-rounders.



### L-BOXX incl. cartridge inlay

Product description		Ref. No.
 	<b>L-BOXX 374 G incl. Foam cartridge inserts</b> Dim. (WxDxH): 442 x 357 x 389 mm Weight: 3,51 kg L-BOXX 374 G with two foam cartridge inserts (a total of 14 cartridges, Ø = 73 mm).	1000011246
	<b>Foam cartridge inlay without L-BOXX</b>	121015286
 	<b>L-BOXX 374 G incl. Silicone cartridge insert</b> Dim. (WxDxH): 442 x 357 x 389 mm Weight: 3,51 kg L-BOXX 374 G with two silicon cartridge inserts (a total of 26 cartridges, Ø = 53 mm).	1000011248
	<b>Silicone cartridge inlay without L-BOXX</b>	121015285

### L-BOXX incl. tool tray insert

Product description		Ref. No.
 	<b>L-BOXX 374 G incl. tool tray insert carpenter</b> Dim. (WxDxH): 442 x 357 x 389 mm Weight: 3,9 kg Carpenter's tool tray insert (space for 42 tools) and 7-13 dividing options for height 63 mm (2x IB 1x1, 2x IB 1x2, 1x IB 2x2, 1x IB 1x4, 1x IB 2x3, 4x DI IB 1x0, 2x DI IB 2x0).	1000011247
	<b>Tool tray insert without L-BOXX</b>	6000001237
 	<b>L-BOXX 374 G incl. tool tray insert electrician</b> Dim. (WxDxH): 442 x 357 x 389 mm Weight: 3,9 kg Electrician's tool tray insert (space for 45 tools) and 12-18 dividing options for height 63 mm (5x IB 1x1, 3x IB 1x2, 1x IB 2x2, 2x IB 1x4, 1x IB 2x6, 4x DI IB 1x0, 2x DI IB 2x0).	1000011244
	<b>Tool tray insert without L-BOXX</b>	6000001238



Equipment list on [mysortimo.com](https://mysortimo.com)

## L-BOXXes G/G4 – The stacking champion for all-rounders.



### Tool storage

To allow optimal use of the storage area inside the L-BOXX G/G4, Sortimo offers tool modules in various sizes and designs for efficient work processes and safe and secure storage of tools and work materials.







	Product description	Ref. No.
	<b>L-BOXX 136 G4 incl. TC1 &amp; Divider set 4F</b> <b>Dim. (WxDxH):</b> 444 x 360 x 152 mm <b>Weight:</b> 2,47 kg L-BOXX 136 G4 with divider set (4 dividers) and tool card 1 in the lid.	1000011200
	<b>L-BOXX 136 G4 TC1 incl. Divider set 3F</b> <b>Dim. (WxDxH):</b> 444 x 360 x 152 mm <b>Weight:</b> 2,77 kg L-BOXX 136 G4 with divider set (3 dividers) and tool card 1 in the lid.	1000011245
	<b>L-BOXX 136 G4 incl. TC1 &amp; IBS H63</b> <b>Dim. (WxDxH):</b> 444 x 360 x 152 mm <b>Weight:</b> 2,07 kg 12-22 dividing options for height 63 mm (2x IB Ux6 incl. 2 DI, 2x IB 1x1, 3x IB 1x2, 2x IB 2x2, 1x IB 2x3, 2x IB 1x4, 4x DI IB 1x0, 4x DI IB 2x0) and tool card 1 in lid insert.	1000011320
	<b>L-BOXX 238 G incl. TC2 &amp; Divider set 3F</b> <b>Dim. (WxDxH):</b> 442 x 357 x 253 mm <b>Weight:</b> 4,97 kg L-BOXX 238 G with divider set (3 dividers) and tool card 2 in the lid.	1000011233
	<b>L-BOXX 238 G incl. TC2 &amp; Divider set 4F</b> <b>Dim. (WxDxH):</b> 442 x 357 x 253 mm <b>Weight:</b> 4,87 kg L-BOXX 238 G with divider set (4 dividers) and tool card 2 in the lid.	1000011232

	Product description	Ref. No.
	<b>Tool card 1 L-BOXX G4</b> <b>Dim. (WxDxH):</b> 374 x 306 x 10 mm <b>Weight:</b> 0,29 kg L-BOXX 238 G with divider set (4 dividers) and tool card 2 in the lid.	1000011120
	<b>Tool card 2 L-BOXX G4 3-sided</b> <b>Dim. (WxDxH):</b> 371 x 306 x 30 mm <b>Weight:</b> 0,91 kg The tool card can be equipped from 3 sides and is mounted in the lid. The rubber loops and pockets provide optimum storage options for tools such as screwdrivers, pliers, etc.	1000011322
	<b>Tool card 3 side wall set for the L-BOXX 238 G</b> <b>Dim. (WxDxH):</b> 312 x 163 x 30 mm <b>Weight:</b> 0,49 kg Storage options for measuring tapes, screwdrivers, etc. on the side of the L-BOXX 238 G and LT-BOXX G 272.	6000002063
	<b>Tool card side wall set 4 for the LS-BOXX 306 G</b> <b>Dim. (WxDxH):</b> 312 x 229 x 30 mm <b>Weight:</b> 0,78 kg Storage options for hammers, measuring tapes, screwdrivers, etc. on the side of a LS-BOXX 306 G.	6000002064
	<b>Tool card 5 side wall set for the L-BOXX 374 G</b> <b>Dim. (WxDxH):</b> 312 x 296 x 30 mm <b>Weight:</b> 0,87 kg Storage options for hammers, measuring tapes, screwdrivers, etc. on the side of a L-BOXX 374 G.	6000002065





## L-BOXXes G/G4 – The stacking champion for all-rounders.



### AluCaddy foldable

Product description		Ref. No.
		<p><b>AluCaddy foldable</b>  <b>Dim. (WxDxH):</b> 490 x 490 x 1.090 mm  <b>Weight:</b> 6,0 kg</p> <p>The foldable AluCaddy allows you to transport your BOXXes and bulky cargo effortlessly and more efficiently to your desired place of operation. The AluCaddy, with a bearing load of 150 kg, is a practical aid for the daily transport of your materials.</p>
		<p><b>Fixation set AluCaddy foldable</b>  <b>Dim. (WxDxH):</b> 317 x 28 x 54 mm  <b>Weight:</b> 0,75 kg</p> <p>The fixing kit secures the BOXXes tower to the AluCaddy using the ProSafe clamping strap (included in the kit).</p>
		<p><b>Wall fixation AluCaddy</b>  <b>Dim. (WxDxH):</b> 504 x 53 x 61 mm  <b>Weight:</b> 1,2 kg</p> <p>The wall mount can, for example, be mounted on the rear door and serves for safe mounting of the collapsed AluCaddy in the vehicle.</p>

### ProSafe adapter plate

Product description		Ref. No.
		<p><b>Adapter plate ProSafe 20-36 L-BOXX</b>  <b>Dim. (WxDxH):</b> 612 x 462 x 30 mm  <b>Weight:</b> 4,0 kg</p> <p>The Adapter plate ProSafe ensures the secure transport of multiple, stacked L-BOXXes up to a total height of 36 grids (= 612 mm). L-BOXXes must also be secured using a lashing strap for each adapter plate used.</p>
		<p><b>Adapter plate ProSafe 20-54 L-BOXX</b>  <b>Dim. (WxDxH):</b> 918 x 462 x 30 mm  <b>Weight:</b> 6,0 kg</p> <p>The Adapter plate ProSafe ensures the secure transport of multiple, stacked L-BOXXes up to a total height of 54 grids (= 918 mm). L-BOXXes must also be secured using a lashing strap for each adapter plate used.</p>


# L-BOXXes G/G4 – The stacking champion for all-rounders.




## L-BOXX trolley

Product description		Ref. No.
	<p><b>L-BOXX trolley</b></p> <p><b>Dim. (WxDxH):</b> 650 x 510 x 150 mm</p> <p><b>Weight:</b> 3,91 kg</p> <p>Transports the entire L-BOXX family comfortably as interconnected unit. Low net weight, high loading capacity (up to 100 kg) and four wheels (two of which are lockable) ensures easy manoeuvring in narrow spaces and minimal work trips.</p>	121015412
	<p><b>Fixation strap trolley L-BOXX</b></p> <p><b>Dim. (WxDxH):</b> 2.500 x 25 x 0 mm</p> <p><b>Weight:</b> 0,5 kg</p> <p>Provides for additional securing of the L-BOXXes or freight on the L-BOXX trolley.</p>	121015519
	<p><b>Retaining plate trolley L-BOXX G</b></p> <p><b>Dim. (WxDxH):</b> 506 x 200 x 38 mm</p> <p><b>Weight:</b> 0,72 kg</p> <p>Stores the L-BOXX G trolley quickly and securely in the vehicle. Integrated rubber stoppers prevent annoying rattling noise when driving.</p>	1000011086


## L-BOXX retainer seat bench

Product description		Ref. No.
	<p><b>L-BOXX fixation for seat bench G</b></p> <p><b>Dim. (WxDxH):</b> 470 x 369 x 45 mm</p> <p><b>Weight:</b> 2,0 kg</p> <p>Enables the secure transport of L-BOXXes in the vehicle. The safety belt ensures a secure attachment of the holder - the BOXXes are secured in the holder via a lashing strap.</p>	1000011087

## L-BOXX seat cushion

Product description		Ref. No.
	<p><b>Seat cushion for lid L-BOXX</b></p> <p><b>Dim. (WxDxH):</b> 328 x 225 x 24 mm</p> <p><b>Weight:</b> 0,09 kg</p> <p>The two-part seat cushion made of soft foam transforms every L-BOXX into a comfortable seating arrangement.</p>	121015436

## L-BOXX holder ProSafe

Product description		Ref. No.
	<p><b>L-BOXX holder ProSafe</b></p> <p><b>Dim. (WxDxH):</b> 115 x 52 x 20 mm</p> <p><b>Weight:</b> 0,45 kg</p> <p>Secure individual L-BOXXes or in combination between the two ProSafe holders. Furthermore, the BOXXes can be secured with the ProSafe lashing strap, which can be directly hooked into the ProSafe L-BOXX holder. The lashing points have a resilience of up to 200 daN.</p>	1000001773

## Tool mats

The soft tool mat made of rubber not only protects the contents, but also the L-BOXX itself against damage and prevents annoying rattling noise during transit.



Description	Dim. (WxDxH) / Weight	Product description	Ref. No.
<b>Tools mat L-BOXX 102/136 G4</b>	Dim.: 416 x 307 x 2 mm Weight: 0,10 kg	Suitable for the L-BOXX 102 G4 and L-BOXX 136 G4.	6000010972
<b>Anti-rattle mat for the L-BOXX 238 G</b>	Dim.: 380 x 300 x 2 mm Weight: 0,08 kg	Suitable for the L-BOXX 238 G.	121015733
<b>Anti-rattle mat for the L-BOXX 374 G</b>	Dim.: 380 x 290 x 4 mm Weight: 0,08 kg	Suitable for the L-BOXX 374 G.	121015734

## L-BOXXes G/G4 – The stacking champion for all-rounders.



### L-BOXX work tops

The work tops can be fastened to the BOXX lids quickly and easily to convert the L-BOXX to a mobile workplace for minor adaptations at the work site. The work tops come in four different variants.

Product description		Ref. No.
	<p><b>Large L-BOXX Work top</b></p> <p><b>Dim. (WxDxH):</b> 1.400 x 700 x 18 mm</p> <p><b>Weight:</b> 14,0 kg</p> <p>The large L-BOXX Work top is attached flexibly to the L-BOXX family via an engagement mechanism. This results in a mobile work place, based on top of two BOXXes towers, which is optimum for use in doing smaller adjustment work directly at your place of operation.</p>	1000001303
	<p><b>Small L-BOXX Work top</b></p> <p><b>Dim. (WxDxH):</b> 500 x 700 x 18 mm</p> <p><b>Weight:</b> 4,5 kg</p> <p>Divider frames – in combination with dividers and slotted dividers – provide organisation options for the BOXX via various large compartments. For the LS-BOXX 306 G, you can use dividers from the L-BOXX G4 series.</p>	1000001369
	<p><b>Worktop for L-BOXX G, two pieces</b></p> <p><b>Dim. (WxDxH):</b> 228 x 328 x 30 mm</p> <p><b>Weight:</b> 1,97 kg</p> <p>Two-part worktop made from high quality beech-Multiplex (14 mm thickness) for smaller tasks directly on site.</p>	121017994
	<p><b>Worktop for L-BOXX G, one-piece</b></p> <p><b>Dim. (WxDxH):</b> 440 x 350 x 18 mm</p> <p><b>Weight:</b> 1,27 kg</p> <p>Worktop made from high quality beech-Multiplex (18 mm thickness) for smaller tasks directly on site.</p>	121017995
	<p><b>Screw clamp 160</b></p> <p><b>Dim. (WxDxH):</b> 208 x 81 x 22 mm</p> <p><b>Weight:</b> 0,32 kg</p> <p>Screw clamp with span of 160 mm to fasten workpieces.</p>	6000002539



Suitable for L-BOXXes G/G4,  
LS-BOXX 306 and i-BOXX Rack.



The flexible all-rounder for every trade.

# LS-BOXX 306 G



Combination of consumables and tools



Adaptable to every requirement



Stability thanks to robust and hard-wearing construction



Colour-coded adhesive labels for tidy organisation



## LS-BOXX 306 G – The flexible all-rounder for every trade.



Product description		Ref. No.
	<p><b>LS-BOXX 306 G empty</b></p> <p><b>Dim. (WxDxH):</b> 442 x 357 x 322 mm</p> <p><b>Weight:</b> 3,8 kg</p> <p>LS-BOXX 306 G empty for individual configurations.</p>	6000011072
	<p><b>LS-BOXX 306 G incl. 2 LS-Drawers 72</b></p> <p><b>Dim. (WxDxH):</b> 445 x 357 x 321 mm</p> <p><b>Weight:</b> 4,9 kg</p> <p>LS-BOXX 306 G with integrated guide rails incl. two LS-drawers 72 G (height 72 mm).</p>	6000011069
	<p><b>LS-BOXX 306 G incl. 2 i-BOXX 72 &amp; IBS</b></p> <p><b>Dim. (WxDxH):</b> 442 x 357 x 322 mm</p> <p><b>Weight:</b> 6,84 kg</p> <p>LS-BOXX 306 G incl. two i-BOXXes 72 G each with 10-16 dividing options for height 63 mm (1x IB 1,5x5 incl. 2 DI, 3x IB 1x1, 2x IB 1x2, 2x IB 2x2, 1x IB 2x3, 1x IB 1x4, 2x DI IB 1x0, 2x DI IB 2x0).</p>	6000011071
	<p><b>Insetboxes set 12 pieces H63</b></p> <p><b>Dim. (WxDxH):</b> 402 x 314 x 63 mm</p> <p><b>Weight:</b> 0,9 kg</p> <p>12-20 dividing options for height 63 mm (2x IB U3 G incl. 2 DI, 2x IB 1x1, 3x IB 1x2, 2x IB 2x2, 1x IB 2x3, 2x IB 1x4, 4x DI IB 1x0, 4x DI IB 2x0).</p>	1000012356
	<p><b>LS-Drawer 72 G</b></p> <p><b>Dim. (WxDxH):</b> 370 x 314 x 72 mm</p> <p><b>Weight:</b> 0,51 kg</p> <p>LS-drawer 72 G empty for individual configurations.</p>	6000011065

Product description		Ref. No.
	<p><b>Divider frame for the LS-BOXX 306 G</b></p> <p><b>Dim. (WxDxH):</b> 400 x 50 x 60 mm</p> <p><b>Weight:</b> 0,42 kg</p> <p>Divider frames – in combination with dividers and slotted dividers – provide organisation options for the BOXX via various large compartments. For the LS-BOXX 306 G, you can use dividers from the L-BOXX G4 series.</p>	1000002932
	<p><b>Anti-rattle mat for the LS-BOXX 306 G</b></p> <p><b>Dim. (WxDxH):</b> 398 x 307 x 0 mm</p> <p><b>Weight:</b> 0,09 kg</p> <p>Soft insert mat made of rubber to protect contents against damage and avoid disruptive noises while driving.</p>	121015732
	<p><b>Tool card side wall set 4 for the LS-BOXX 306 G</b></p> <p><b>Dim. (WxDxH):</b> 312 x 229 x 30 mm</p> <p><b>Weight:</b> 0,78 kg</p> <p>Storage options for hammers, measuring tapes, screwdrivers, etc. on the side of a LS-BOXX 306 G.</p>	6000002064
	<p><b>Lid insert for the L-BOXX G range</b></p> <p><b>Dim. (WxDxH):</b> 405 x 321 x 22 mm</p> <p><b>Weight:</b> 0,05 kg</p> <p>The lid insert is suitable for the L-BOXX 238 G, L-BOXX 374 G and LS-BOXX 306 G and seals the top of the inset boxes or small component trays stored in the BOXX, preventing the contents from becoming mixed up.</p>	121014678



**Preconfigured i-BOXXes G  
starting on page 185**



The open box for quick access.

# LT-BOXX G

- Time saved through quick access to cargo
- Click system for secure transport
- Easy to carry thanks to swivel handle
- Cost-savings due to long service life


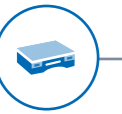


**Tool card for LT-BOXX 272  
on page 167**

Product description		Ref. No.	
		<b>LT-BOXX 136 G</b> Dim. (WxDxH): 445 x 362 x 152 mm Weight: 2,1 kg LT-BOXX 136 G empty for individual configurations.	6000011066
		<b>LT-BOXX 272 G</b> Dim. (WxDxH): 445 x 362 x 288 mm Weight: 2,9 kg LT-BOXX 272 G empty for individual configurations.	6000011068
			

The divider set 3F divides the LT-BOXX into three transverse compartments to allow safe storage and transport of larger tools and work utensils.

Description	Dim. (WxDxH) / Weight	Product description	Ref. No.
<b>Divider set 3F for the LT-BOXX 136 G</b>	Dim.: 410 x 105 x 35 mm Weight: 0,46 kg	Suitable for the LT-BOXX 136 G.	1000002937
<b>Divider set 3F for the LT-BOXX 272 G</b>	Dim.: 442 x 362 x 30 mm Weight: 0,94 kg	Suitable for the LT-BOXX 272 G.	1000002481



The see-through box for a clearer view.

# i-BOXX G



Small components in view at all times



Integration in transport and BOXX solutions from Sortimo



Optimisation of work procedures thanks to individual configurations



Integrated handle in the body

## i-BOXX G – The see-through box for a clearer view.



### i-BOXX 72 G including inset boxes

	Product description	Ref. No.
	<b>i-BOXX 72 G empty</b> Dim. (WxDxH): 367 x 316 x 72 mm Weight: 0,87 kg i-BOXX 72 G empty for individual configurations.	6000010986
	 <b>i-BOXX 72 G incl. IBS 10 pieces H63</b> Dim. (WxDxH): 367 x 316 x 72 mm Weight: 1,52 kg 10-16 dividing options for height 63 mm (1x IB 1,5x5 incl. 2 DI, 3x IB 1x1, 2x IB 1x2, 2x IB 2x2, 1x IB 2x3, 1x IB 1x4, 2x DI IB 1x0, 2x DI IB 2x0).	6000010993
	 <b>i-BOXX 72 G incl. IBS 11 pieces H63</b> Dim. (WxDxH): 367 x 316 x 72 mm Weight: 1,52 kg 11-19 dividing options for height 63 mm (3x IB 1,5x5 incl. 6 DI, 6x IB 1x1, 2x IB 1x2, 2x DI IB 1x0).	6000011362
	 <b>i-BOXX 72 G incl. IBS 12 pieces H63</b> Dim. (WxDxH): 367 x 316 x 72 mm Weight: 1,53 kg 12-18 dividing options for height 63 mm (1x IB 1,5x5 incl. 2 DI 5x IB 1x1, 2x IB 1x2, 4x IB 2x2, 2x DI 1x0, 2x DI 2x0).	6000010988
	 <b>i-BOXX 72 G incl. IBS 26 pieces H63</b> Dim. (WxDxH): 367 x 316 x 72 mm Weight: 1,59 kg 26-28 dividing options for height 63 mm (1x IB 1,5x5 incl. 2 DI, 25x IB 1x1).	6000010989



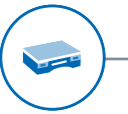
### Small component trays for i-BOXX 72 G

Sortimo offers inexpensive small component trays of deep-drawn plastic with different subdivision possibilities.

Description	Dim. (WxDxH) / Weight	Product description	Ref. No.
<b>Small component tray with 7 recesses</b>	Dim.: 355 x 275 x 70 mm Weight: 0,15 kg	Small component tray with 7 dividing options.	6000001813
<b>Small component tray with 12 recesses</b>	Dim.: 349 x 270 x 62 mm Weight: 0,46 kg	Small component tray with 12 dividing options.	6000001480
<b>Small component tray with 16 recesses</b>	Dim.: 349 x 271 x 62 mm Weight: 0,5 kg	Small component tray with 16 dividing options.	6000001814



## i-BOXX G – The see-through box for a clearer view.

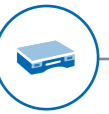


### Wall holder for i-BOXX 72 G

Product description		Ref. No.
 	<p><b>i-BOXX Wall holder G</b>  <b>Dim. (WxDxH):</b> 322 x 354 x 46 mm  <b>Weight:</b> 0,38 kg</p> <p>The i-BOXX wall holder G secures i-BOXXes 72 G so that they are clearly visible and quickly accessible in your vehicle or workshop.</p>	6000011032

### i-BOXX 72 G special configurations


Product description		Ref. No.
	<p><b>i-BOXX 72 G works first aid BOXX</b>  <b>Dim. (WxDxH):</b> 367 x 316 x 72 mm  <b>Weight:</b> 1,37 kg</p> <p>i-BOXX 72 G with filling as per DIN 13164 (car first aid box).</p>	1000011392
	<p><b>i-BOXX 72 G Car-Safety</b>  <b>Dim. (WxDxH):</b> 367 x 316 x 72 mm  <b>Weight:</b> 2,38 kg</p> <p>i-BOXX 72 G filling as per DIN 13164 (car first aid box) and 2 high visibility jackets as per EN471/DIN30711 and a mini warning triangle according to ECE-R27.</p>	1000011184
	<p><b>i-BOXX 72 G Load securing LCV</b>  <b>Dim. (WxDxH):</b> 367 x 316 x 72 mm  <b>Weight:</b> 3,56 kg</p> <p>The basic equipment for load securing in the van (2x ProSafe lashing strap with ratchet 3.5 m, 2x ProSafe lashing straps with clamping lock 3 m, 4x anti-rattle mats 200x100x8 mm, 4x Flex edge profiles for lashing straps, 1x load securing flyer).</p>	1000011185
	<p><b>i-BOXX 72 G Load securing estate car</b>  <b>Dim. (WxDxH):</b> 367 x 316 x 72 mm  <b>Weight:</b> 2,12 kg</p> <p>The basic equipment for load securing in the car (2x lashing straps with clamping buckle 3.5 m, 1x load safety net 1000x1200 mm, 1x anti-rattle mat 750x500 mm, 1x load securing flyer).</p>	1000011186
	<p><b>i-BOXX 72 G Estate car first aid box</b>  <b>Dim. (WxDxH):</b> 367 x 316 x 72 mm  <b>Weight:</b> 1,47 kg</p> <p>The i-BOXX 72 G with filling as per DIN13157 (works first aid box) suitable for use in industry, on building sites or even in schools and nursery schools.</p>	1000011391






The expandable system for even more flexibility.

# i-BOXX rack G

- flexibly extendable organisational system
- fast replacement of equipment
- Click system for secure transport
- Compatible with complete L-BOXX System



Accessories for mobility and work tops starting on page 169

	Product description	Ref. No.
	<b>i-BOXX Rack G active</b> <b>Dim. (WxDxH):</b> 442 x 342 x 100 mm <b>Weight:</b> 1,1 kg i-BOXX Rack G empty for individual configurations.	6000011093
	<b>i-BOXX Rack G 3-compartments</b> <b>Dim. (WxDxH):</b> 442 x 342 x 304 mm <b>Weight:</b> 4,2 kg The i-BOXX Rack G 3-compartment is a fixed module consisting of three individual racks with an i-BOXX Rack G lid as the top cover.	6000011091
	<b>i-BOXX Rack G 5-compartments</b> <b>Dim. (WxDxH):</b> 442 x 342 x 475 mm <b>Weight:</b> 6,3 kg The i-BOXX Rack G 5-compartment is a fixed module consisting of five individual racks with an i-BOXX Rack G lid as the top cover.	6000011092
	Product description	Ref. No.
	<b>i-BOXX Rack G 3-comp. incl. LS-Drawer</b> <b>Dim. (WxDxH):</b> 442 x 342 x 304 mm <b>Weight:</b> 5,5 kg The i-BOXX Rack G 3-compartment is a fixed module consisting of three individual racks equipped with LS-drawers 72 G incl. the small component tray (7, 12, 16 recesses) and an i-BOXX Rack G lid as the top cover.	1000011327
	<b>i-BOXX Rack G 3-comp. incl. i-BOXXes 72 G</b> <b>Dim. (WxDxH):</b> 442 x 342 x 304 mm <b>Weight:</b> 6,5 kg The i-BOXX Rack G 3-compartment is a fixed module consisting of three individual racks equipped with i-BOXXes 72 G incl. the small component tray (7, 12, 16 recesses) and an i-BOXX Rack G lid as the top cover.	1000011326



The ergonomic design gives you greater flexibility.

# MultiPack

- Tools and machines are organised and quickly to hand
- ergonomic comfort, thanks to Deuter VariFlex shoulder straps
- compatible with L-BOXX G4 inserts and i-BOXX G
- modern attractive design



	Description	Dim. (WxDxH) / Weight	Product description	Ref. No.
1	<b>MultiPack</b>	Dim.: 230 x 360 x 500 mm Weight: 1,8 kg	The perfect addition for urban service work for the transport of tools and consumables. The maximum load for the Rucksack is 18 kg. The volume of both compartments is 11.7 L and 7.5 L.	6000003567
2	<b>Storage pocket 04-6 MultiPack</b>	Dim.: 356 x 220 x 101 mm Weight: 1,81 kg	For securing the MultiPacks to the van racking. A lashing strap is recommended to secure the upper area.	1000005186
3	<b>Tool tray 3 recesses MultiPack</b>	Dim.: 470 x 335 x 75 mm Weight: 0,50 kg	Tool set made from deep-drawn plastic with 3 recesses. The centre compartment is shaped so that the half Bosch inlay for cordless screwdrivers can be stored.	6000003661
4	<b>Rain cover fluorescent yellow MultiPack</b>	Dim.: 115 x 85 x 55 mm Weight: 0,07 kg	For securing the MultiPacks to the van racking. A lashing strap is recommended to secure the upper area.	6000003682





The standard container for everything.

# E-BOXX



- Standard container enables inter-company transport of goods
- resistant to most chemicals
- Small load carrier according to VDA standard 4500
- optional with lid and load securing elements



The small load carrier enables the inter-company transport of goods and comes in five different sizes for different requirements.

Description	Dim. (WxDxH) / Weight	Ref. No.
<b>E-BOXX 600x400x148</b>	Dim.: 600 x 400 x 145 mm Weight: 1,4 kg	37234032
<b>E-BOXX 400x300x148</b>	Dim.: 400 x 300 x 145 mm Weight: 0,7 kg	37234049
<b>E-BOXX 600x400x270</b>	Dim.: 600 x 400 x 270 mm Weight: 1,8 kg	37234056
<b>E-BOXX 400x300x270</b>	Dim.: 400 x 300 x 270 mm Weight: 1,1 kg	37234063
<b>E-BOXX 300x200x148</b>	Dim.: 200 x 300 x 145 mm Weight: 0,42 kg	37234070
<b>E-BOXX cover 400x300</b>	Dim.: 400 x 300 x 25 mm Weight: 0,35 kg	37234148
<b>E-BOXX cover 600x400</b>	Dim.: 600 x 400 x 25 mm Weight: 0,6 kg	37234155



Description	Dim. (WxDxH) / Weight	Ref. No.
 	<b>E-BOXX seat retainer 600x400</b> <b>Dim. (WxDxH):</b> 600 x 400 x 0 mm <b>Weight:</b> 2,4 kg Seat retainer for E-BOXX 600x400x148, E-BOXX 600x400x270 or 2x E-BOXX 300x200x148.	371007909






The mobile workplace for workshop and building site

# WorkMo



**MULTIFUNCTIONALITY**  
organising, transporting,  
working



**MODULARITY**  
combination in accordance  
with demand




**DIVERSITY**  
Application range from the  
workshop to the building site




**COMPATIBILITY**  
with the Sortimo BOXXes  
programme

# WorkMo – at a glance



WorkMo is a multi-functional transport, organisation and working system. The individual modules can be combined flexibly to suit the application. Comprehensive accessories are used to create application-oriented and transportable workplaces for the workshop and the building site. The WorkMo is made unique by its compatibility with the Sortimo BOXXes programme. Various organisational solutions offer storage space for small parts and tools of all kinds. Diverse BOXX partnerships with suppliers of power tools and electric tools and mounting and fastening materials mean that complete system compatibility is a given. Click, couple, everything fits together - you can't get more productive!



## WorkMo – 24-500

Dimensions (WxDxH): 396 x 526 x 506 mm    Maximum cover load: 100 kg    Maximum resilience: 100 kg







The modules of size 24-500 are the most compact in the WorkMo family. They are therefore suited to frequent transport and variable combination as a result of their low weight. The wide range of options with drawers, BOXXes, cases or a universal cabinet offer solutions for diverse applications. The modules can be coupled together to, for example, combine two modules with accessories, such as a tool shelf, worktops or work-tables to produce a mobile workplace. Mobility solutions, such as rollers, roller skids or the aluminium caddy make the WorkMo a mobile unit.



Rollers can be found on page 212

## WorkMo – 24-500



	Product description	Ref. No.
	<b>WorkMo 24-500 with 2 floors incl. L-BOXXes</b> Weight: 14,9 kg with two BOXXes floors equipped with one L-BOXX 238 G and one L-BOXX 102 G4.	1000003821
	<b>Module without BOXXes</b>	1000003814
	<b>WorkMo 24-500 with 3 floors incl. L-BOXXes</b> Weight: 18,1 kg with three BOXXes floors equipped with three L-BOXXes 102 G4.	1000003815
	<b>Module without BOXXes</b>	1000003813
	<b>WorkMo 24-500 with 3 floors incl. L-BOXXes</b> Weight: 18,3 kg with three BOXXes floors equipped with one L-BOXX 136 G4 and two L-BOXXes 102 G4.	1000003819
	<b>Module without BOXXes</b>	1000003813
	<b>WorkMo 24-500 with 3 floors incl. L-BOXXes</b> Weight: 17,2 kg with three BOXXes floors equipped with two L-BOXXes 136 G4.	1000003820
	<b>Module without BOXXes</b>	1000003813


## WorkMo – 24-500


Dimensions (WxDxH): 396 x 526 x 506 mm    Maximum cover load: 100 kg    Maximum resilience: 100 kg





## WorkMo – 24-500





Product description	Ref. No.
 <p><b>WorkMo 24-500 with 2 drawers &amp; MultiSlide incl. L-BOXX</b>                      Weight: 17,3 kg                      with two drawers in height 6 and a MultiSlide equipped with one L-BOXX 136-G4.</p>	1000003826
<b>Module without BOXXes</b>	1000003747


Product description	Ref. No.
 <p><b>WorkMo 24-500 with 8 service case rails incl. T-BOXXes</b>                      Weight: 16,8 kg                      Equipped with eight case rails with four T-BOXXes G (incl. IB set 16 pcs. H63 S).</p>	1000003823
<b>with four metal cases KM 321 including 23 inset boxes H63</b>	1000003825
<b>Module without BOXXes</b>	1000003732


 <p><b>WorkMo 24-500 with 3 drawers</b>                      Weight: 17,2 kg                      with three drawers in height 8.</p>	1000004553
---	------------


 <p><b>WorkMo 24-500 with 4 case trays incl. Metal cases</b>                      Weight: 34,0 kg                      with four case trays equipped with four metal cases KM 321 including 23 inset boxes H63.</p>	1000003916
<b>Module without BOXXes</b>	1000003914

 <p><b>WorkMo 24-500 with 4 drawers</b>                      Weight: 18,9 kg                      with four drawers in height 6.</p>	1000003702
---	------------

 <p><b>WorkMo 24-500 with 2 drawers &amp; 4 service case rails incl. L-BOXXes</b>                      Weight: 18,3 kg                      With two drawers with height 6 and four case rails equipped with two T-BOXXes G (incl. IB set 16 pcs. H63 S).</p>	1000010932
--	------------

 <p><b>WorkMo 24-500 with Universal cabinet</b>                      Weight: 11,5 kg                      equipped with two shelves and a lockable cabinet door.</p>	1000003748
---	------------

 <p><b>WorkMo 24-500 with 1 drawer &amp; 4 service case rails incl. L-BOXXes</b>                      Weight: 15,2 kg                      With one drawer height 8 and four case rails equipped with one T-BOXX G (incl. IB set 16 pcs. H63 S) and one L-BOXX 136 G4.</p>	1000010933
---	------------

  
**BOXXes and cases can be found from page 120**

Mobile workstation

## WorkMo – 24-750

Dimensions (WxDxH): 386 x 526 x 744 mm    Maximum cover load: 100 kg    Maximum resilience: 100 kg



The WorkMo 24-750 is the same width as the 25-500 but 250 mm higher. This obviously offers benefits in terms of storage. Many configurations with drawers, BOXXes, cases, universal cabinets and shelves facilitate diverse applications. A working height of about 90 cm is available when using a module in combination with a roller or the roller skids. Complemented with accessories, such as a tool shelf, worktops or benches and various side panel accessories, this creates a fully-fledged mobile workplace for use in the workshop or on site.



Tool tray and accessories  
on page 221

## WorkMo – 24-750



	Product description	Ref. No.
	<b>WorkMo 24-750 with 4 floors incl. L-BOXXes</b> Weight: 24,7 kg equipped with four BOXXes floors equipped with four L-BOXXes 136 G4.	1000004461
	<b>Module without BOXXes</b>	1000004460
	<b>WorkMo 24-750 with 2 drawers &amp; 3 floors incl. L-BOXXes</b> Weight: 26,0 kg with two drawers in height 6 and three BOXXes floors equipped with one L-BOXX 102 G4 and two L-BOXXes 136 G4.	1000004465
	<b>Module without BOXXes</b>	1000004464
	<b>WorkMo 24-750 with 5 floors incl. L-BOXXes</b> Weight: 26,4 kg with five BOXXes floors equipped with five L-BOXXes 102 G4.	1000004463
	<b>Module without BOXXes</b>	1000004462
	<b>WorkMo 24-750 with 2 drawers &amp; Universal cabinet</b> Weight: 20,4 kg with one drawer in height 6, one drawer in height 8, two shelves and a lockable door.	1000004466


## WorkMo – 24-750


Dimensions (WxDxH): 386 x 526 x 744 mm    Maximum cover load: 100 kg    Maximum resilience: 100 kg





## WorkMo – 24-750





Product description	Ref. No.
 <p><b>WorkMo 24-750 with 6 drawers</b>  <b>Weight:</b> 26,4 kg  with five drawers in height 6 and one drawer in height 8.</p>	1000004431


Product description	Ref. No.
 <p><b>WorkMo 24-750 with 8 service case rails incl. 4 L-BOXXes</b>  <b>Weight:</b> 18,1 kg  Equipped with eight case rails with one L-BOXX 102 G4 and three L-BOXXes 136 G4.</p>	1000004448
<p><b>Module without BOXXes</b></p>	1000004447


 <p><b>WorkMo 24-750 with 5 drawers</b>  <b>Weight:</b> 24,7 kg  with one drawer in height 6 and four drawers in height 8.</p>	1000004432
---	------------

 <p><b>WorkMo 24-750 with 4 drawers &amp; shelf incl. drop down front</b>  <b>Weight:</b> 22,7 kg  with four drawers in height 6 and one shelf with drop-down front.</p>	1000004438
---	------------

 <p><b>WorkMo 24-750 with 2 drawers &amp; 2 MultiSlides incl. L-BOXXes</b>  <b>Weight:</b> 23,7 kg  with one drawer in height 6, one drawer in height 8 and two MultiSlides equipped with two L-BOXXes 136 G4.</p>	1000004442
<p><b>Module without BOXXes</b></p>	1000004441

 <p><b>WorkMo 24-750 with 2 drawers &amp; 8 service case rails incl. 4 T-BOXXes</b>  <b>Weight:</b> 24,8 kg  with one drawer in height 6, one drawer in height 8 and eight case rails equipped with four T-BOXXes G incl. IB set 16 pcs. H63 S.</p>	1000004459
<p><b>Module without BOXXes</b></p>	1000004458

 <p><b>WorkMo 24-750 with 1 drawer &amp; 3 MultiSlides incl. L-BOXXes</b>  <b>Weight:</b> 24,0 kg  With one drawer in height 6 and three MultiSlides equipped with two L-BOXXes 136 G4 and one L-BOXX 102 G4.</p>	1000004444
<p><b>Module without BOXXes</b></p>	1000004443

 <p><b>WorkMo 24-750 with 2 drawers &amp; 4 case trays incl. Metal cases</b>  <b>Weight:</b> 37,9 kg  with one drawer in height 6, one drawer in height 8 and four case trays with four metal cases KM 321 incl. 23 inset boxes H63</p>	1000004468
<p><b>Module without BOXXes</b></p>	1000004467



**BOXXes and cases can be found from page 120**

## WorkMo – 34-500




Dimensions (WxDxH): 396 x 789 x 506 mm    Maximum cover load: 100 kg    Maximum resilience: 100 kg



The sizes 34-500 and 34-750 offer even more storage space for your tools and consumables. The most varied of applications are possible, equipped with drawers, shelves with drop-down fronts or BOXXes. There are also accessories, such as rollers, roller skids, worktops and side panel accessories available for these modules.







Additional accessories  
for load securing can  
be found from page 78

Product description	Ref. No.
 <p><b>WorkMo 34-500 with 3 drawers</b> Weight: 24,1 kg with three drawers in height 8.</p>	1000003791
 <p><b>WorkMo 34-500 with 4 drawers</b> Weight: 25,9 kg with four drawers in height 6.</p>	1000003703
 <p><b>WorkMo 34-500 with 2 drawers &amp; shelf incl. drop down front</b> Weight: 21,2 kg with two drawers in height 6 and one shelf incl. drop-down front.</p>	1000003789

## WorkMo – 34-750

Dimensions (WxDxH): 386 x 789 x 744 mm    Maximum cover load: 100 kg    Maximum resilience: 100 kg



Product description	Ref. No.
 <p><b>WorkMo 34-750 with 6 drawers</b> Weight: 37,1 kg with five drawers in height 6 and one drawer in height 8.</p>	1000004434
 <p><b>WorkMo 34-750 with 5 drawers</b> Weight: 34,2 kg with two drawers in height 6, two drawers in height 8 and one drawer in height 10.</p>	1000004436
 <p><b>WorkMo 34-750 with 4 drawers &amp; plastic slides incl. L-BOXXes</b> Weight: 34,3 kg with three drawers in height 6, one drawer in height 8 and one shelf equipped with one L-BOXX 136 G4 and one S-BOXX 04-9.</p>	1000004455
 <p><b>WorkMo 34-750 with 4 drawers &amp; aluminium drop-down front</b> Weight: 31,7 kg with four drawers in height 6 and one shelf with drop-down front.</p>	1000004454
 <p><b>WorkMo 34-750 with 4 drawers &amp; aluminium drop-down front</b> Weight: 31,7 kg with four drawers in height 6 and one shelf with drop-down front.</p>	1000004439





BOXXes and cases can  
be found from page 120

## WorkMo – 44-500

Dimensions (WxDxH): 396 x 1.052 x 506 mm Maximum cover load: 100 kg Maximum resilience: 100 kg







The larger width modules truly come into their own when used as a work station: Maximum storage space and a large working area! The wide range of uses are possible with options equipped with drawers, shelves with drop-down fronts or BOXXes. With accessories such as worktops, rollers and roller skids, as well as various different extensions for the side panels, the WorkMo can be supplemented in addition.

Product description	Ref. No.
 <p><b>WorkMo 44-500 with 3 drawers</b> Weight: 28,8 kg with three drawers in height 8.</p>	1000003792
 <p><b>WorkMo 44-500 with 4 drawers</b> Weight: 31,3 kg with four drawers in height 6.</p>	1000003704
 <p><b>WorkMo 44-500 with 2 drawers &amp; plastic slides incl. L-BOXXes</b> Weight: 29,4 kg with two drawers in height 6 and a shelf equipped with two L-BOXXes G 136 G4.</p>	1000003857
<p><b>Module without BOXXes</b></p>	1000003839
 <p><b>WorkMo 44-500 with 2 drawers &amp; aluminium drop-down front</b> Weight: 26,2 kg with two drawers in height 6 and one shelf incl. drop-down front.</p>	1000003790

## WorkMo – 44-750

Dimensions (WxDxH): 386 x 1.052 x 744 mm Maximum cover load: 100 kg Maximum resilience: 100 kg



Product description	Ref. No.
 <p><b>WorkMo 44-750 with 5 drawers</b> Weight: 41,6 kg with two drawers in height 6, two drawers in height 8 and one drawer in height 10.</p>	1000004437
 <p><b>WorkMo 44-750 with 6 drawers</b> Weight: 45,0 kg with five drawers in height 6 and one drawer in height 8.</p>	1000004435
 <p><b>WorkMo 44-750 with 4 drawers &amp; plastic slides incl. BOXXes</b> Weight: 43,2 kg with three drawers in height 6, one drawer in height 8 and one shelf equipped with two L-BOXXes 136 G4.</p>	1000004457
<p><b>Module without BOXXes</b></p>	1000004456
 <p><b>WorkMo 44-750 with 4 drawers &amp; shelf incl. drop-down front</b> Weight: 38,7 kg with four drawers in height 6 and one shelf with drop-down front.</p>	1000004440



## WorkMo complete sets – ready for work



Worktables on page 218

Pieces Product description



### + SET WorkMo 500 Advanced 1000004305

- 1x WorkMo 24-500 with 2 drawers & MultiSlide incl. L-BOXX
- 1x WorkMo 24-500 with 8 service case rails incl. T-BOXXes
- 1x Worktop without perforation WorkMo 24
- 1x Roller WorkMo 24



### + SET WorkMo 500 Premium 1000004306

- 1x WorkMo 24-500 with 2 drawers & MultiSlide incl. L-BOXX
- 1x WorkMo 24-500 with 8 service case rails incl. T-BOXXes
- 1x Roller WorkMo 24
- 1x Storage pocket 04-7 WorkMo
- 4x Perforated aluminium grid WorkMo 500
- 1x Electric power supply 4-way WorkMo
- 1x Worktable MDF perforated WorkMo H1000

*including fastening material*




### + WorkMo 24-500 Kit 2 1000010762

- 1x WorkMo 24-500 Universal cabinet
- 1x Roller adapter WorkMo
- 1x WorkMo 24-500 with 3 drawers
- 1x Clamping strip for tools 04-3 WorkMo
- 1x Storage pocket 04-7 WorkMo
- 4x Perforated aluminium grid WorkMo 500
- 3x dividers set drawer 24-6
- 3x Anti-rattle mat, drawer 24-0
- 1x Tool tray WorkMo 24-6


*including fastening material*


## WorkMo complete sets – ready for work




Clamping devices  
on page 220

Pieces	Product description
	<p><b>+ WorkMo 24-750 Kit 1</b> 1000010766</p> <ul style="list-style-type: none"> <li>1x WorkMo 24-750 with 2 drawers &amp; 2 MultiSlides incl. L-BOXXes</li> <li>1x Roller WorkMo 24</li> <li>1x Worktop side wall WorkMo 04-750</li> <li>1x Worktop with perforation WorkMo 24</li> <li>1x Worktop rear wall WorkMo 20-750</li> <li>1x Perforated aluminium grid WorkMo 750</li> <li>2x Screw clamp 160</li> <li>1x locating pin 65mm</li> <li>1x stop pin 25mm</li> </ul> <p><i>including fastening material</i></p>

	<p><b>+ SET WorkMo 750 Advanced</b> 1000004478</p> <ul style="list-style-type: none"> <li>1x WorkMo 24-750 with 2 drawers &amp; 2 MultiSlides incl. L-BOXXes</li> <li>1x Roller WorkMo 24</li> <li>1x Worktop without perforation WorkMo 24</li> <li>2x Perforated aluminium grid WorkMo 750</li> <li>1x Storage pocket 04-7 WorkMo</li> <li>1x Electric power supply 4-way WorkMo</li> </ul> <p><i>including fastening material</i></p>
--	--

	<p><b>+ SET WorkMo 750 Premium</b> 1000004479</p> <ul style="list-style-type: none"> <li>1x WorkMo 24-750 with 2 drawers &amp; 2 MultiSlides incl. L-BOXXes</li> <li>1x Roller WorkMo 24</li> <li>1x Worktable MDF perforated WorkMo H1000</li> <li>1x Intermediate table WorkMo 750</li> <li>2x Perforated aluminium grid WorkMo 750</li> <li>1x Storage pocket 04-7 WorkMo</li> <li>1x Electric power supply 4-way WorkMo</li> </ul> <p><i>including fastening material</i></p>
---	---

	<p><b>+ WorkMo 44-750 Kit 1</b> 1000010772</p> <ul style="list-style-type: none"> <li>1x WorkMo 44-750 with 5 drawers</li> <li>2x Perforated aluminium grid WorkMo 750</li> <li>1x Work top WorkMo 44</li> <li>1x Roller adapter WorkMo</li> <li>5x dividers set drawer 44-6</li> <li>5x Anti-rattle mat, drawer 44-0</li> <li>1x Storage shelf side wall 14-9 WorkMo</li> </ul> <p><i>including fastening material</i></p>
---	---

## Roller – Flexible and high-load



You can make your WorkMo mobile by using the roller made from beech Multiplex. The fully rubberised wheels (2 of which have brakes) are sturdy and ensure quiet movement, even on rough ground. They are connected to the WorkMo by a coupling lever. The flat surface, in combination with integrated lashing points and the load-bearing capacity of up to 200 kg also allows its use as a transport roller.




### Roller

Product	Technical Data	Suitable for ...	Ref. No.
<b>Roller WorkMo 24</b>	Dimension: 612 x 493 x 144 mm Weight: 6,54 kg	WorkMo modules sizes 24-500 and 24-750.	1000003706
<b>Roller WorkMo 34</b>	Dimension: 854 x 493 x 144 mm Weight: 8,94 kg	WorkMo modules sizes 34-500 and 34-750.	1000003707
<b>WorkMo roller board 44</b>	Dimension: 1.096 x 493 x 144 mm Weight: 10,0 kg	WorkMo modules sizes 44-500 and 44-750	1000003708



Additional accessories for load-securing starting on page 78

Product description	Ref. No.
 <p><b>Wall fixation roller WorkMo</b>  <b>Dimensions (WxDxH):</b> 270 x 97 x 254 mm  <b>Weight:</b> 1,5 kg            Installation on the van racking system or bodywork.            Secure storage of all WorkMo rollers in the vehicle.</p>	1000003963


## Roller skids – Always mobile



The WorkMo is permanently mobile with the roller adapter. Once mounted the WorkMo can be permanently rolled. The roller skid is compatible with all WorkMo modules. Two of the wheels can be locked, ensuring stability under load while working.



Labels on page 26


Product description	Ref. No.
 <p><b>Roller adapter WorkMo</b>  <b>Dimensions (WxDxH):</b> 546 x 145 x 108 mm  <b>Weight:</b> 2,56 kg            Continuous mobility for WorkMo.            Suitable for all WorkMo modules.            Load capacity up to 150 kg.</p>	6000002992

## AluCaddy – Compact and flexible



Product description	Ref. No.
  <p><b>AluCaddy foldable</b>  <b>Dimensions (WxDxH):</b> 490 x 490 x 1.090 mm  <b>Weight:</b> 6,0 kg            The WorkMo modules can be transported conveniently using the folding AluCaddy. The AluCaddy, with a bearing load of 150 kg, is a practical aid for the daily transport of materials.</p>	801014905
  <p><b>Fixation set AluCaddy foldable</b>  <b>Dimensions (WxDxH):</b> 317 x 28 x 54 mm  <b>Weight:</b> 0,75 kg            The fixing set can be used to secure the WorkMo onto the AluCaddy with the ProSafe lashing strap included in the kit.</p>	1000001838
  <p><b>Wall fixation AluCaddy</b>  <b>Dimensions (WxDxH):</b> 504 x 53 x 61 mm  <b>Weight:</b> 1,2 kg            The wall mount can, for example, be mounted on the rear door and serves for safe mounting of the collapsed AluCaddy in the vehicle.</p>	1000004391
  <p><b>Suspension adapters AluCaddy foldable</b>  <b>Dimensions (WxDxH):</b> 504 x 53 x 61 mm  <b>Weight:</b> 1,2 kg            The hook-in adapter for the AluCaddy can be hooked into the back of frequently transported cargo. The cargo is simply fastened by means of inserting the adapter into the grooves of the - Alu-Caddy.</p>	6000003363



## Worktable – Convenient working like in the workshop







Clamping devices starting  
on page 220


WorkMo work tables provide modular and mobile work benches – for safe and comfortable work any where you are. The tables are suitable for WorkMo combinations of 2 x 24-500 or 1 x 24-750 on a roller or roller skids. Depending on the application, there are two sizes to choose from, each with two versions (with and without system perforation). The tables with system perforation (20 mm) have a full border made from aluminium profile, which also offers additional possibilities for fixing work pieces.



Product	Technical Data	Description	Ref. No.
<b>Work table WorkMo</b>	Dimension: 648 x 1.451 x 18 mm Weight: 8,75 kg	Enclosed work area. Large work area	1000003700
<b>Worktable WorkMo perforated</b>	Dimension: 648 x 1.451 x 19 mm Weight: 24,6 kg	With system perforation (20 mm). Continuous aluminium profile. Large work area.	1000003701
<b>Worktable short WorkMo</b>	Dimension: 1.002 x 648 x 39 mm Weight: 10,0 kg	Enclosed work area. Compact size	1000010601
<b>Worktable short WorkMo perforated</b>	Dimension: 881 x 714 x 41 mm Weight: 8,5 kg	With system perforation (20 mm). Continuous aluminium profile. Compact size.	1000010602



Product description	Ref. No.
  <p><b>Worktable extension WorkMo</b>  <b>Dimensions (WxDxH):</b> 1.078 x 280 x 1.017 mm  <b>Weight:</b> 7,8 kg            Expansion of the work surface for perforated worktops.            Can be mounted at any position on the aluminium profile.</p>	1000004182

  <p><b>Intermediate table WorkMo 500</b>  <b>Dimensions (WxDxH):</b> 484 x 974 x 32 mm  <b>Weight:</b> 6,5 kg            Intermediate shelf for the WorkMo worktop.            Suitable for workstations consisting of 2 WorkMo modules 24-500.</p>	1000003992
--	------------

  <p><b>Intermediate table WorkMo 750</b>  <b>Dimensions (WxDxH):</b> 975 x 484 x 32 mm  <b>Weight:</b> 6,5 kg            Intermediate level for the WorkMo worktop.            Suitable for workstations that are integrated with a WorkMo 24-750.</p>	1000004398
--	------------

  <p><b>Transport set worktable WorkMo</b>  <b>Dimensions (WxDxH):</b> 526 x 124 x 112 mm  <b>Weight:</b> 1,8 kg            Complete set for the transportation of the worktop to a workstation.            Suitable for WorkMo combinations 2 x 24-500 or 1 x 24-750.            Cannot be combined with roller skids.</p>	1000003775
---	------------



  <p><b>Storage IB D3 alum. Profile WorkMo</b>  <b>Dimensions (WxDxH):</b> 160 x 130 x 65 mm  <b>Weight:</b> 0,34 kg            Storage shelf for hanging onto the continuous aluminium profile of the work table. Provides space for inset box combinations up to size 2 x 3. Small parts from cases and BOXEs are easily accessible for work.</p>	1000004189
---	------------

  <p><b>Storage IB G3 alum. Profile WorkMo</b>  <b>Dimensions (WxDxH):</b> 67 x 316 x 127 mm  <b>Weight:</b> 0,7 kg            Storage shelf for hanging onto the continuous aluminium profile of the work table. Provides space for inset box combinations up to size 2 x 6. Small parts from cases and BOXEs are easily accessible for work.</p>	1000004188
--	------------

## Worktop – Work where and when you want to





The worktop made from high quality beech-Multiplex provides an ideal work surface for both general and delicate tasks. The panels can be attached to the top surface of the WorkMo using an engagement mechanism and can be removed again using a handle. The perforated arrangement permits a wide range of attachment options when machining workpieces.



### WorkMo worktops

Product	Technical Data	Suitable for ...	Ref. No.
<b>Worktop without perforation WorkMo 24</b>	Dimension: 426 x 571 x 41 mm Weight: 3,91 kg	...all WorkMo Modules 24-500 and 24-750.	1000003697
<b>Worktop with perforation WorkMo 24</b>	Dimension: 571 x 426 x 41 mm Weight: 3,57 kg	...all WorkMo Modules 24-500 and 24-750. With system perforation (20 mm).	1000003696
<b>Work top WorkMo 34</b>	Dimension: 426 x 834 x 41 mm Weight: 5,1 kg	...all WorkMo Modules 34-500 and 34-750.	1000003698
<b>Work top WorkMo 44</b>	Dimension: 426 x 1.097 x 41 mm Weight: 6,3 kg	...all WorkMo Modules 24-500 and 24-750.	1000003699


Product description		Ref. No.
		<b>Worktop side wall WorkMo 04-500</b> 1000003710 <b>Dimensions (WxDxH):</b> 314 x 346 x 27 mm <b>Weight:</b> 0,75 kg With system perforation (20 mm). Suitable for the side panels of all WorkMo modules; height: 500.

		<b>Worktop rear wall WorkMo 20-500</b> 1000003709 <b>Dimensions (WxDxH):</b> 456 x 571 x 78 mm <b>Weight:</b> 3,58 kg With system perforation (20 mm). Suitable for the rear panel of all WorkMo modules 24-500.
--	--	---

		<b>Worktop side wall WorkMo 04-750</b> 1000004366 <b>Dimensions (WxDxH):</b> 552 x 27 x 346 mm <b>Weight:</b> 1,4 kg With system perforation (20 mm). Suitable for the side panels of all WorkMo modules; height: 750.
---	---	---

		<b>Worktop rear wall WorkMo 20-750</b> 1000004365 <b>Dimensions (WxDxH):</b> 78 x 572 x 685 mm <b>Weight:</b> 6,4 kg With system perforation (20 mm). For the rear panel of all WorkMo modules 24-750.
---	---	---

## Clamping devices – Holding without compromise



### Product description

### Ref. No.



#### Stop pin 25 mm

**Dimensions (WxDxH):** 2 x 2 x 25 mm  
**Weight:** 0,03 kg

Suitable for system perforation of worktops and tabletops.  
Flexible position stop for work pieces.

6000002973



#### Locating pin 65 mm

**Dimensions (WxDxH):** 2 x 2 x 65 mm  
**Weight:** 0,08 kg

Suitable for system perforation of worktops and tabletops.  
Flexible position stops for work pieces.

6000002974



#### Screw clamp 160

**Dimensions (WxDxH):** 208 x 81 x 22 mm  
**Weight:** 0,32 kg

Screw clamp with span of 160 mm to fasten work pieces.  
Can be used in the system perforation & aluminium profiles of worktops with perforations.

6000002539



#### Flat clamp AP WorkMo

**Dimensions (WxDxH):** 257 x 116 x 46 mm  
**Weight:** 0,45 kg

Simple and easy clamping.  
Suitable for all worktops and tabletops with system perforation.

6000002697

## Tool shelf – Make a workshop trolley without any trouble



### Product description

### Ref. No.



#### Tool tray WorkMo 24-6

**Dimensions (WxDxH):** 364 x 520 x 103 mm  
**Weight:** 0,4 kg

Flexibly connected with WorkMo.  
Can be organised by dividers.  
Resistant to most solvents, oils and fuels.

1000004390



#### Divider short tool tray WorkMo

**Dimensions (WxDxH):** 328 x 8 x 69 mm  
**Weight:** 0,1 kg

Subdivides the tool shelf in width.  
Compatible with the existing inset box compartments.

1000004487



#### Divider long tool tray WorkMo

**Dimensions (WxDxH):** 457 x 8 x 65 mm  
**Weight:** 0,13 kg

Subdivides the tool shelf in depth.  
Compatible with the existing inset box compartments.

1000004488



**Insetboxes starting  
on page 122**

## Side panel accessories – For even more benefits



Labels on page 26

Product description	Ref. No.
 <p><b>Storage pocket 04-7 WorkMo</b>            Dimensions (WxDxH): 352 x 132 x 103 mm            Weight: 0,38 kg            Additional storage options for the WorkMo side panel.            Integrated tool clamping rail for storing screwdrivers, pliers, etc.</p>	1000010102
 <p><b>Storage pocket for paperwork WorkMo</b>            Dimensions (WxDxH): 157 x 210 x 74 mm            Weight: 0,41 kg            Document storage for the WorkMo side panel.            Suitable for documents up to DIN A4.</p>	1000010103
 <p><b>Big storage pocket 04-7 WorkMo</b>            Dimensions (WxDxH): 356 x 252 x 115 mm            Weight: 1,12 kg            Provides additional storage in your WorkMo side panel.            Load capacity up to 5 kg.</p>	1000010104

Product description	Ref. No.
 <p><b>Storage shelf side wall 14-9 WorkMo</b>            Dimensions (WxDxH): 353 x 229 x 151 mm            Weight: 1,75 kg            Additional storage shelves for the WorkMo side panel.            Incl. rubber protection mat.</p>	1000003962
 <p><b>Electric power supply 4-way WorkMo</b>            Dimensions (WxDxH): 396 x 526 x 506 mm            Weight: 1,02 kg            4-part distributor socket with a 2-metre connection line            Including cable hooks.            Protection class IP44.</p>	1000003774
 <p><b>Hook strip 04 WorkMo</b>            Dimensions (WxDxH): 355 x 80 x 51 mm            Weight: 0,77 kg            Quick access to work materials.            Load capacity up to 12 kg.</p>	1000010105
 <p><b>Clamping strip for tools 04-3 WorkMo</b>            Dimensions (WxDxH): 355 x 55 x 37 mm            Weight: 0,21 kg            Tools such as screwdrivers, pliers, etc. are always close at hand on the WorkMo side panel.</p>	1000010106
 <p><b>Wall fixation WorkMo</b>            Dimensions (WxDxH): 462 x 81 x 17 mm            Weight: 0,25 kg            Two-part bracket for hanging a WorkMo 24-500 or 24-750.            Only for use in stationary areas - not for installation in the vehicle.</p>	1000003803



## Perforated aluminium grid – Interface for even more accessories



### Perforated aluminium grids

Product	Technical Data	Suitable for ...	Ref. No.
<b>Perforated aluminium grid WorkMo 500</b>	Dimension: 14 x 243 x 249 mm Weight: 0,15 kg	Interface for additional accessories. Easy to hook into the WorkMo side panel. Suitable for all WorkMo modules height 500.	1000003705
<b>Perforated aluminium grid WorkMo 750</b>	Dimension: 487 x 243 x 14 mm Weight: 0,3 kg	Interface for additional accessories. Easy installation to the WorkMo side panel. Suitable for all WorkMo modules height 750.	1000004397

Product description		Ref. No.
 	<b>Hose holder</b> <b>Dimensions (WxDxH):</b> 206 x 192 x 111 mm <b>Weight:</b> 0,31 kg Easy installation by suspending from the perforated aluminium grid. Ideal for hoses, lines and much more.	801010976
 	<b>Silicone cartridge holder 53 side panel</b> <b>Dimensions (WxDxH):</b> 136 x 66 x 87 mm <b>Weight:</b> 0,1 kg Internal diameter is 53 mm.	1000003924
 	<b>Foam cartridge holder 73 side panel</b> <b>Dimensions (WxDxH):</b> 125 x 88 x 89 mm <b>Weight:</b> 0,11 kg Internal diameter is 73 mm.	1000003925
 	<b>Storage pocket side panel for inset box 2x3</b> <b>Dimensions (WxDxH):</b> 153 x 64 x 114 mm <b>Weight:</b> 0,25 kg Suitable for inset boxes 2x3 or one inset box 1x2 and one inset box 2x2.	1000003926
 	<b>Insertion tool holder side panel</b> <b>Dimensions (WxDxH):</b> 180 x 100 x 65 mm <b>Weight:</b> 0,27 kg The insertion tool holder is specially designed for the storage of screwdrivers, pliers and other tools. It can hold up to five tools (such as screwdrivers).	1000004279

## Perforated aluminium grid accessories – Everything to hand



## Safety – No chance for the “light-fingered”



### Tool hooks and clamps

9 piece

– SET –

5 piece

















Hook set for tools 9 piece aluminium side panel

Ref. No. 6000002437







Tool clamp set 5pc perf.alum. panel 3.0

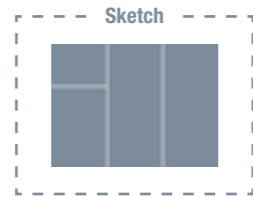
Ref. No. 6000002438

Product	Product
 <p><b>Single hook for tools 40 aluminium side panel</b> Ref. No. 6000002422</p>	 <p><b>Tool clamp 19 aluminium side panel</b> Ref. No. 6000002435</p>
 <p><b>Single hook for tools 66 aluminium side panel</b> Ref. No. 6000002423</p>	 <p><b>Tool clamp 25 aluminium side panel</b> Ref. No. 6000002431</p>
 <p><b>Single hook for tools 90 aluminium side panel</b> Ref. No. 6000002424</p>	 <p><b>Tool clamp 28 aluminium side panel</b> Ref. No. 6000002432</p>
 <p><b>Double hook for tools 40 aluminium side panel</b> Ref. No. 6000002425</p>	 <p><b>Tool clamp 32 aluminium side panel</b> Ref. No. 6000002433</p>
 <p><b>Double hook for tools 66 aluminium side panel</b> Ref. No. 6000002426</p>	 <p><b>Tool clamp 38 aluminium side panel</b> Ref. No. 6000002434</p>
 <p><b>Double hook for tools 90 aluminium side panel</b> Ref. No. 6000002427</p>	
 <p><b>Tool holder for pliers 61 aluminium side panel</b> Ref. No. 6000002430</p>	
 <p><b>Round hook for tools, 40 aluminium side panel</b> Ref. No. 6000002428</p>	
 <p><b>Round holder for tools 80 aluminium side panel</b> Ref. No. 6000002429</p>	



Product description	Ref. No.
 <p><b>Removal safety device WorkMo 44-500</b> Dimensions (WxDxH): 101 x 77 x 338 mm Weight: 1,06 kg Suitable for all WorkMo modules height 500.</p>	1000004560
 <p><b>Removal safety device WorkMo 44-750</b> Dimensions (WxDxH): 101 x 644 x 77 mm Weight: 2,0 kg Suitable for all WorkMo modules height 750.</p>	1000004561
 <p><b>U-lock with a hard plastic coating</b> Dimensions (WxDxH): 140 x 90 x 70 mm Weight: 1,13 kg The U-lock with a hard plastic coating secures your WorkMo perfectly on the building site.</p>	6000002883
 <p><b>Anti-theft device, length 1500mm</b> Dimensions (WxDxH): 130 x 110 x 20 mm Weight: 0,10 kg Plastic-encapsulated steel cable for securing of objects. Cannot be cut using a saw or side-cutters.</p>	601009567

## Drawer accessories – For increased organisation



### Divider sets SBLs





Subdivides the drawer into up to four compartments. Can be extended by the use of additional dividers.


Product
<b>Dividers set drawer 24-6</b>
Ref. No. 1000000449
<b>Dividers set drawer 34-6</b>
Ref. No. 1000000452
<b>Dividers set drawer 44-6</b>
Ref. No. 1000000455
<b>Dividers set drawer 24-8</b>
Ref. No. 1000000450
<b>Dividers set drawer 34-8</b>
Ref. No. 1000000453
<b>Dividers set drawer 44-8</b>
Ref. No. 1000000456



**Insetboxes starting on page 122**

### Drawer sub-divisions

Product	Sketch	Ref. No.
 <b>Insetboxes set 23 pieces H63</b>		1000011030
 <b>Small components tray 10 f. drawers 24-5</b>		411016008



### Anti-rattle mat, drawer 24-0

Ensure secure hold and prevent rattling noises.

Product
<b>Anti-rattle mat, drawer 24-0</b>
Ref. No. 651003661
<b>Anti-rattle mat, drawer 34-0</b>
Ref. No. 651003662
<b>Anti-rattle mat, drawer 44-0</b>
Ref. No. 651003663

Gedore tool inserts for drawers and BOXXes can be seen on page 146




Drawer	internal dimensions in mm	Width	Depth	Height
Width 2 / Height 6		418	314	89
Width 2 / Height 8		418	314	123
Width 3 / Height 6		660	314	89
Width 3 / Height 8		660	314	123
Width 3 / Height 10		660	314	157
Width 4 / Height 6		902	314	89
Width 4 / Height 8		902	314	123
Width 4 / Height 10		902	314	157

## ProSafe – Load Securing at the highest level



The ProSafe system offers comprehensive solutions for securing loads in your vehicle. Along with general load-securing elements, there are load-securing accessories specially adapted to the WorkMo available. This ensures safe transport.



### Lashing Straps ProSafe with clamping lock

Product	Technical Data	Description	Ref. No.
<b>ProSafe lashing belt clamp buckle 1.4 m</b>	Dimension: 110 x 80 x 40 mm Weight: 0,17 kg	The lashing strap ProSafe clamping lock 1.4 m can be used in a universal manner in the vehicle and can be operated intuitively by just one hand.	1000000224
<b>ProSafe lashing belt clamp buckle 3 m</b>	Dimension: 110 x 110 x 45 mm Weight: 0,29 kg	The lashing strap ProSafe clamping lock 3 m can be used in a universal manner in the vehicle and can be operated intuitively by just one hand.	1000000222
<b>ProSafe lashing belt clamp buckle 6 m</b>	Dimension: 150 x 110 x 40 mm Weight: 0,44 kg	The lashing strap ProSafe clamping lock 6 m can be used in a universal manner in the vehicle and can be operated intuitively with just one hand.	1000000223



### Lashing Straps ProSafe with ratchet





Product	Technical Data	Description	Ref. No.
<b>ProSafe lashing belt ratchet 3.5 m</b>	Dimension: 130 x 110 x 50 mm Weight: 0,63 kg	The ProSafe lashing belt ratchet 3.5 m can be mounted universally in the vehicle and can be loaded up to 400 daN.	1000000225
<b>ProSafe lashing belt ratchet 6 m</b>	Dimension: 130 x 140 x 55 mm Weight: 0,79 kg	The ProSafe lashing belt ratchet 3.5 m can be mounted universally in the vehicle and can be loaded up to 400 daN.	1000000226

Product description	Ref. No.
  <p><b>ProSafe CargoStopp</b>  <b>Dimensions (WxDxH):</b> 108 x 40 x 63 mm  <b>Weight:</b> 0,20 kg            Load securing element for inserting in the ProSafe universal lashing points Provides a stop for form-closed load securing Lashing facility is retained thanks to integrated lashing eyes</p>	1000003736

  <p><b>WorkMo floor angles</b>  <b>Dimensions (WxDxH):</b> 413 x 117 x 10 mm  <b>Weight:</b> 0,64 kg            Position fastening for all WorkMos.            For installation on the vehicle protection floor.            Additional lashing required.</p>	1000010632
---	------------


  <p><b>Floor cups WorkMo, 4 pcs.</b>  <b>Dimensions (WxDxH):</b> 155 x 66 x 9 mm  <b>Weight:</b> 0,78 kg            Load-securing package for all WorkMos in the vehicle.            Suitable for Sortimo protection floors 9 mm in thickness.</p>	1000004978
---	------------

  <p><b>WorkMo belt guide 2pcs.</b>  <b>Dimensions (WxDxH):</b> 15 x 300 x 75 mm  <b>Weight:</b> 0,4 kg            Ensures optimal positioning of lashing straps.            Easy to use by inserting into the WorkMo.</p>	1000005129
--	------------



Flexible Load-Securing on the Vehicle Roof

# Sortimo TopSystem



Sturdy and corrosion-resistant thanks to high-quality stainless steel and aluminium components.



Easy load-securing due to the optional, integrated ProSafe lashing system.



Flexibly expandable with extensive accessories.



Time-saving and ergonomic loading and unloading of cargo.

Roof racks

# Sortimo TopSystem – Flexible Load-Securing on the Vehicle Roof



## Base Members




First choose the appropriate base member for your vehicle (Eco or ProSafe) and extend this with our large program of accessories starting on page 245



- extension for the base member
- side stopper for cargo
- flexible positioning



- extension for the base member
- adding the cross members creates additional stability
- lateral stopper for load
- aero-dynamic shape
- please consult the vehicle tables for the required length of the side rails



- simplifies loading: load can be pushed from the back of the vehicle onto the TopSystem
- time-saving and ergonomic loading and unloading
- avoids damage to vehicle and load
- loadable up to 50 kg
- please consult the vehicle tables for the required measures of the appropriate loading rollers



## Your Advantages

- safe transport of long and bulky goods
- high load capacity due to low dead load
- aerodynamic shape lessens wind noise and saves fuel
- unique possibility of load securing with optionally integrated ProSafe lashing system
- flexibly expandable with versatile accessories
- corrosion-resistant and durable due to high quality stainless steel and aluminium components

## ProSafe

- **Integrated system**  
Versatile application on load-securing floors, in van racking systems, the Sortimo TopSystem, as well as in the original lashing points from the vehicle manufacturer.
- **One-stop shopping**  
Sortimo provides a complete system: lashing possibilities and appropriate accessories from a single source.
- **Easy and secure**  
Comfortable and fast usage saves time and guarantees a secure fixation of the load.



Roof racks

## Sortimo TopSystem – Flexible Load-Securing on the Vehicle Roof



## Base Members

## CITROËN

Vehicle	Wheelbase in mm	Type of roof	Variant	Selection cross member	Weight	Ref. No.	OPTIONAL	
							Length in mm Side rail	Loading rollers
<b>Berlingo 2008</b>	2728	Normal roof	Cross members Eco	2 Cross members	5,1 kg	1000010741	2200	1250
<b>Berlingo 2008</b>	2728	Normal roof	Cross members ProSafe	2 Cross members	7,0 kg	1000011358	2200	1250
<b>Jumpy 2016</b>	2925 3275	Normal roof	Cross members Eco	2 Cross members	5,6 kg	1000010696	2000 2500	1450
<b>Jumpy 2016</b>	2925 3275	Normal roof	Cross members ProSafe	2 Cross members	7,5 kg	1000011362	2000 2500	1450
<b>Jumpy 2016</b>	3275 3275 L2	Normal roof	Cross members Eco	3 Cross members	8,5 kg	1000010714	2500 2800	1450
<b>Jumpy 2016</b>	3275 3275 L2	Normal roof	Cross members ProSafe	3 Cross members	11,0 kg	1000011363	2500 2800	1450
<b>Jumper 2006</b>	3000 3450	Normal roof Medium high roof	Cross members Eco	3 Cross members	10,0 kg	1000010722	3000 3500	1750
<b>Jumper 2006</b>	3000 3450	Normal roof Medium high roof	Cross members ProSafe	3 Cross members	13,0 kg	1000011360	3000 3500	1750
<b>Jumper 2006</b>	4035 4035 L2	Medium high roof High roof	Cross members Eco	4 Cross members	12,9 kg	1000010729	4000 4500	1750
<b>Jumper 2006</b>	4035 4035 L2	Medium high roof High roof	Cross members ProSafe	4 Cross members	17,5 kg	1000011361	4000 4500	1750

## FIAT

Vehicle	Wheelbase in mm	Type of roof	Variant	Selection cross member	Weight	Ref. No.	OPTIONAL	
							Length in mm Side rail	Loading rollers
<b>Doblò 2010</b>	2755 3105	Normal roof	Cross members Eco	3 Cross members	7,5 kg	1000010743	2200 2800	1250
<b>Doblò 2010</b>	2755 3105	Normal roof	Cross members ProSafe	3 Cross members	10,0 kg	1000011364	2200 2800	1250
<b>Talento 2016</b>	3098 3498	Low	Cross members Eco	2 Cross members	6,5 kg	1000011281	2800 3500	1650
<b>Talento 2016</b>	3098 3498	Low	Cross members ProSafe	2 Cross members	8,5 kg	1000011289	2800 3500	1650
<b>Talento 2016</b>	3098 3498	Low	Cross members Eco	3 Cross members	9,1 kg	1000010953	2800 3500	1650
<b>Talento 2016</b>	3098 3498	Low	Cross members ProSafe	3 Cross members	12,5 kg	1000011305	2800 3500	1650
<b>Talento 2016</b>	3098 3498	Low	Cross members Eco	4 Cross members	12,5 kg	1000011293	2800 3500	1650
<b>Talento 2016</b>	3098 3498	Low	Cross members ProSafe	4 Cross members	16,0 kg	1000011301	2800 3500	1650
<b>Ducato 2006</b>	3000 3450	Normal roof Medium high roof	Cross members Eco	3 Cross members	10,0 kg	1000010709	3000 3500	1750

## FIAT

Vehicle	Wheelbase in mm	Type of roof	Variant	Selection cross member	Weight	Ref. No.	OPTIONAL	
							Length in mm Side rail	Loading rollers
<b>Ducato 2006</b>	3000 3450	Normal roof Medium high roof	Cross members ProSafe	3 Cross members	13,0 kg	1000011365	3000 3500	1750
<b>Ducato 2006</b>	4035 4035 L2	Medium high roof High roof	Cross members Eco	4 Cross members	12,9 kg	1000010726	4000 4500	1750
<b>Ducato 2006</b>	4035 4035 L2	Medium high roof High roof	Cross members ProSafe	4 Cross members	17,5 kg	1000011366	4000 4500	1750



You can find the article number for the optional accessories on page 245

## FORD

Vehicle	Wheelbase in mm	Type of roof	Variant	Selection cross member	Weight	Ref. No.	OPTIONAL	
							Length in mm Side rail	Loading rollers
<b>Connect 2014</b>	2662 3062	Normal roof	Cross members Eco	2 Cross members	6,0 kg	1000010359	2000 2500	1450
<b>Connect 2014</b>	2662 3062	Normal roof	Cross members ProSafe	2 Cross members	8,0 kg	1000011367	2000 2500	1450
<b>Connect 2014</b>	3062	Normal roof	Cross members Eco	3 Cross members	9,0 kg	1000011368	2500	1450
<b>Connect 2014</b>	3062	Normal roof	Cross members ProSafe	3 Cross members	11,5 kg	1000011369	2500	1450
<b>Transit Custom 2012</b>	2933 3300	Normal roof	Cross members Eco	2 Cross members	6,5 kg	1000011371	3000 3500	1550
<b>Transit Custom 2012</b>	2933 3300	Normal roof	Cross members ProSafe	2 Cross members	8,5 kg	1000011372	3000 3500	1550
<b>Transit Custom 2012</b>	2933 3300	Normal roof	Cross members Eco	3 Cross members	9,1 kg	1000010371	3000 3500	1550
<b>Transit Custom 2012</b>	2933 3300	Normal roof	Cross members ProSafe	3 Cross members	12,5 kg	1000011374	3000 3500	1550
<b>Transit 2014</b>	3300 3750 3750 L2	Medium high roof High roof	Cross members Eco	3 Cross members	9,4 kg	1000010537	3000 3500 4000	1750
<b>Transit 2014</b>	3300 3750 3750 L2	Medium high roof High roof	Cross members ProSafe	3 Cross members	13,0 kg	1000011166	3000 3500 4000	1750
<b>Transit 2014</b>	3750 L2	Medium high roof High roof Super high roof	Cross members Eco	4 Cross members	12,6 kg	1000010223	4000	1750
<b>Transit 2014</b>	3750 L2	Medium high roof High roof Super high roof	Cross members ProSafe	4 Cross members	17,0 kg	1000011165	4000	1750

# Sortimo TopSystem – Flexible Load-Securing on the Vehicle Roof



## IVECO

Vehicle	Wheelbase in mm	Type of roof	Variant	Selection cross member	Weight	Ref. No.	OPTIONAL	
							Length in mm Side rail	Loading rollers
Daily 1999 Daily 2014	3000 3520	Normal roof	Cross members Eco	3 Cross members	9,1 kg	1000010464	2200	1750
Daily 1999 Daily 2014	3000 3520	Normal roof	Cross members ProSafe	3 Cross members	13,5 kg	1000011375	2200	1750
Daily 1999 Daily 2014	3000 3250 3250 L2 3300 3520 3520 L2 3950 4100 4100 L2	Medium high roof	Cross members Eco	3 Cross members	9,1 kg	1000010470	2200 2500 2500 2200 2500 2500 2500	1550
Daily 1999 Daily 2014	3000 3250 3250 L2 3300 3520 3520 L2 3950 4100 4100 L2	Medium high roof	Cross members ProSafe	3 Cross members	12,0 kg	1000011376	2200 2500 2500 2500 2200 2500 2500 2500	1550

## MAN

Vehicle	Wheelbase in mm	Type of roof	Variant	Selection cross member	Weight	Ref. No.	OPTIONAL	
							Length in mm Side rail	Loading rollers
TGE 2016	3640	Normal roof High roof	Cross members Eco	4 Cross members	12,3 kg	1000010956	3500	1650
TGE 2016	3640	Normal roof High roof	Cross members ProSafe	4 Cross members	16,5 kg	1000011377	3500	1650
TGE 2016*	3640 4490	Normal roof High roof	Cross members Eco	4 Cross members	12,5 kg	1000010996	3500 4500	1650
TGE 2016*	3640 4490	Normal roof High roof	Cross members ProSafe	4 Cross members	16,5 kg	1000011378	3500 4500	1650

\*suitable for versions with C-rail.

## MERCEDES-BENZ

Vehicle	Wheelbase in mm	Type of roof	Variant	Selection cross member	Weight	Ref. No.	OPTIONAL	
							Length in mm Side rail	Loading rollers
Citan 2012	2697	Normal roof	Cross members Eco	2 Cross members	5,3 kg	1000010692	2000	1250
Citan 2012	2697	Normal roof	Cross members ProSafe	2 Cross members	7,0 kg	1000011379	2000	1250
Citan Maxi 2012	3081	Normal roof	Cross members Eco	2 Cross members	5,5 kg	1000011380	2500	1250
Citan Maxi 2012	3081	Normal roof	Cross members ProSafe	2 Cross members	7,0 kg	1000011381	2500	1250

## MERCEDES-BENZ

Vehicle	Wheelbase in mm	Type of roof	Variant	Selection cross member	Weight	Ref. No.	OPTIONAL	
							Length in mm Side rail	Loading rollers
Citan Maxi 2012	3081	Normal roof	Cross members Eco	3 Cross members	7,5 kg	1000010686	2500	1250
Citan Maxi 2012	3081	Normal roof	Cross members ProSafe	3 Cross members	10,0 kg	1000011383	2500	1250
Vito 2003 Vito 2014	3200 L1 3200 L2 3430	Normal roof	Cross members Eco	4 Cross members	12,1 kg	1000010227	2800 3200 3500	1550
Vito 2003 Vito 2014	3200 L1 3200 L2 3430	Normal roof	Cross members ProSafe	4 Cross members	16,0 kg	1000011164	2800 3200 3500	1550
Sprinter 2006	3250 3665	Normal roof	Cross members Eco	3 Cross members	9,5 kg	1000010704	3200 3700	1650
Sprinter 2006	3250 3665	Normal roof	Cross members ProSafe	3 Cross members	12,5 kg	1000011384	3200 3700	1650
Sprinter 2006	3250 3665	Normal roof	Cross members Eco	4 Cross members	12,5 kg	1000011385	3200 3700	1650
Sprinter 2006	3250 3665	Normal roof	Cross members ProSafe	4 Cross members	16,5 kg	1000011386	3200 3700	1650
Sprinter 2006	3250 3665 4325	Medium high roof	Cross members Eco	3 Cross members	9,1 kg	1000010674	2800 3500 4500	1550
Sprinter 2006	3250 3665 4325	Medium high roof	Cross members ProSafe	3 Cross members	12,0 kg	1000011388	2800 3500 4500	1550
Sprinter 2006	3250 3665 4325	Medium high roof	Cross members Eco	4 Cross members	12,0 kg	1000011389	2800 3500 4500	1550
Sprinter 2006	3250 3665 4325	Medium high roof	Cross members ProSafe	4 Cross members	16,0 kg	1000011390	2800 3500 4500	1550
Sprinter 2018	3259 3665 3924	Normal roof	Cross members Eco	3 Cross members	9,5 kg	1000010704	3200 3700 3700	1650
Sprinter 2018	3259 3665 3924	Normal roof	Cross members ProSafe	3 Cross members	12,5 kg	1000011384	3200 3700 3700	1650
Sprinter 2018	3259 3665 3924	Normal roof	Cross members Eco	4 Cross members	12,5 kg	1000011385	3200 3700 3700	1650
Sprinter 2018	3259 3665 3924	Normal roof	Cross members ProSafe	4 Cross members	16,5 kg	1000011386	3200 3700 3700	1650
Sprinter 2018	3259 3665 3924 4325	Medium high roof	Cross members Eco	3 Cross members	9,1 kg	1000010674	2800 3500 3500 4500	1550
Sprinter 2018	3259 3665 3924 4325	Medium high roof	Cross members ProSafe	3 Cross members	12,0 kg	1000011388	2800 3500 3500 4500	1550
Sprinter 2018	3259 3665 3924 4325	Medium high roof	Cross members Eco	4 Cross members	12,0 kg	1000011389	2800 3500 3500 4500	1550
Sprinter 2018	3259 3665 3924 4325	Medium high roof	Cross members ProSafe	4 Cross members	16,0 kg	1000011390	2800 3500 3500 4500	1550

Roof racks



## Sortimo TopSystem – Flexible Load-Securing on the Vehicle Roof



## NISSAN

Vehicle	Wheelbase in mm	Type of roof	Variant	Selection cross member	Weight	Ref. No.	OPTIONAL	
							Length in mm Side rail	Loading rollers
NV200 2010	2725	Normal roof	Cross members Eco	2 Cross members	5,5 kg	1000011397	2200	1250
NV200 2010	2725	Normal roof	Cross members ProSafe	2 Cross members	7,0 kg	1000011398	2200	1250
NV200 2010	2725	Normal roof	Cross members Eco	3 Cross members	7,5 kg	1000010687	2200	1250
NV200 2010	2725	Normal roof	Cross members ProSafe	3 Cross members	10,0 kg	1000011400	2200	1250
NV300 2016	3098 3498	Normal roof	Cross members Eco	2 Cross members	6,5 kg	1000011280	2800 3500	1650
NV300 2016	3098 3498	Normal roof	Cross members ProSafe	2 Cross members	8,5 kg	1000011288	2800 3500	1650
NV300 2016	3098 3498	Normal roof	Cross members Eco	3 Cross members	9,1 kg	1000010681	2800 3500	1650
NV300 2016	3098 3498	Normal roof	Cross members ProSafe	3 Cross members	12,5 kg	1000011304	2800 3500	1650
NV300 2016	3098 3498	Normal roof	Cross members Eco	4 Cross members	12,5 kg	1000011292	2800 3500	1650
NV300 2016	3098 3498	Normal roof	Cross members ProSafe	4 Cross members	16,0 kg	1000011300	2800 3500	1650
NV400 2012	3182 3682 4332	Normal roof Medium high roof	Cross members Eco	4 Cross members	14,3 kg	1000010737	3200 3700 4500	1650
NV400 2012	3182 3682 4332	Normal roof Medium high roof	Cross members ProSafe	4 Cross members	18,5 kg	1000011401	3200 3700 4500	1650

## OPEL

Vehicle	Wheelbase in mm	Type of roof	Variant	Selection cross member	Weight	Ref. No.	OPTIONAL	
							Length in mm Side rail	Loading rollers
Combo 2012	2755 3105	Normal roof	Cross members Eco	3 Cross members	7,5 kg	1000010746	2200 2800	1250
Combo 2012	2755 3105	Normal roof	Cross members ProSafe	3 Cross members	10,0 kg	1000011402	2200 2800	1250
Vivaro 2014	3098 3498	Normal roof	Cross members Eco	2 Cross members	6,5 kg	1000011279	2800 3500	1650
Vivaro 2014	3098 3498	Normal roof	Cross members ProSafe	2 Cross members	8,5 kg	1000011287	2800 3500	1650
Vivaro 2014	3098 3498	Normal roof	Cross members Eco	3 Cross members	9,1 kg	1000010680	2800 3500	1650
Vivaro 2014	3098 3498	Normal roof	Cross members ProSafe	3 Cross members	12,5 kg	1000011303	2800 3500	1650

## OPEL

Vehicle	Wheelbase in mm	Type of roof	Variant	Selection cross member	Weight	Ref. No.	OPTIONAL	
							Length in mm Side rail	Loading rollers
Vivaro 2014	3098 3498	Normal roof	Cross members Eco	4 Cross members	12,5 kg	1000011291	2800 3500	1650
Vivaro 2014	3098 3498	Normal roof	Cross members ProSafe	4 Cross members	16,0 kg	1000011299	2800 3500	1650
Movano 2010	3182 3682 4332	Medium high roof Normal roof	Cross members Eco	4 Cross members	14,3 kg	1000010735	3200 3700 4500	1650
Movano 2010	3182 3682 4332	Medium high roof Normal roof	Cross members ProSafe	4 Cross members	18,5 kg	1000011403	3200 3700 4500	1650

## PEUGEOT

Vehicle	Wheelbase in mm	Type of roof	Variant	Selection cross member	Weight	Ref. No.	OPTIONAL	
							Length in mm Side rail	Loading rollers
Partner 2008	2728 2728 L2	Normal roof	Cross members Eco	2 Cross members	5,1 kg	1000010740	2200	1250
Partner 2008	2728 2728 L2	Normal roof	Cross members ProSafe	2 Cross members	7,0 kg	1000011408	2200	1250
Expert 2016	2925 3275	Normal roof	Cross members Eco	2 Cross members	5,6 kg	1000010695	2000 2500	1450
Expert 2016	2925 3275	Normal roof	Cross members ProSafe	2 Cross members	7,5 kg	1000011406	2000 2500	1450
Expert 2016	3275 3275 L2	Normal roof	Cross members Eco	3 Cross members	8,5 kg	1000010713	2500 2800	1450
Expert 2016	3275 3275 L2	Normal roof	Cross members ProSafe	3 Cross members	11,0 kg	1000011407	2500 2800	1450
Boxer 2006	3000 3450	Normal roof Medium high roof	Cross members Eco	3 Cross members	10,0 kg	1000010710	3000 3500	1750
Boxer 2006	3000 3450	Normal roof Medium high roof	Cross members ProSafe	3 Cross members	13,0 kg	1000011404	3000 3500	1750
Boxer 2006	4035 4035 L2	Medium high roof High roof	Cross members Eco	4 Cross members	12,9 kg	1000010727	4000 4500	1750
Boxer 2006	4035 4035 L2	Medium high roof High roof	Cross members ProSafe	4 Cross members	17,5 kg	1000011405	4000 4500	1750



You can find the material number for the optional accessories on page 245

## Sortimo TopSystem – Flexible Load-Securing on the Vehicle Roof



## RENAULT

Vehicle	Wheelbase in mm	Type of roof	Variant	Selection cross member	Weight	Ref. No.	OPTIONAL	
							Length in mm Side rail	Loading rollers
<b>Kangoo 2012</b>	2697	Normal roof	Cross members Eco	2 Cross members	5,3 kg	1000010691	2000	1250
<b>Kangoo 2012</b>	2697	Normal roof	Cross members ProSafe	2 Cross members	7,0 kg	1000011409	2000	1250
<b>Kangoo Maxi 2010</b>	3081	Normal roof	Cross members Eco	2 Cross members	5,5 kg	1000011410	2500	1250
<b>Kangoo Maxi 2010</b>	3081	Normal roof	Cross members ProSafe	2 Cross members	7,0 kg	1000011411	2500	1250
<b>Kangoo Maxi 2010</b>	3081	Normal roof	Cross members Eco	3 Cross members	7,5 kg	1000010685	2500	1250
<b>Kangoo Maxi 2010</b>	3081	Normal roof	Cross members ProSafe	3 Cross members	10,0 kg	1000011413	2500	1250
<b>Traffic 2014</b>	3098 3498	Normal roof	Cross members Eco	2 Cross members	6,5 kg	1000011278	2800 3500	1650
<b>Traffic 2014</b>	3098 3498	Normal roof	Cross members ProSafe	2 Cross members	8,5 kg	1000011286	2800 3500	1650
<b>Traffic 2014</b>	3098 3498	Normal roof	Cross members Eco	3 Cross members	9,1 kg	1000010679	2800 3500	1650
<b>Traffic 2014</b>	3098 3498	Normal roof	Cross members ProSafe	3 Cross members	12,5 kg	1000011302	2800 3500	1650
<b>Traffic 2014</b>	3098 3498	Normal roof	Cross members Eco	4 Cross members	12,5 kg	1000011290	2800 3500	1650
<b>Traffic 2014</b>	3098 3498	Normal roof	Cross members ProSafe	4 Cross members	16,0 kg	1000011298	2800 3500	1650
<b>Master 2010</b>	3182 3682 4332	Normal roof Medium high roof	Cross members Eco	4 Cross members	14,3 kg	1000010734	3200 3700 4000	1650
<b>Master 2010</b>	3182 3682 4332	Normal roof Medium high roof	Cross members ProSafe	4 Cross members	18,5 kg	1000011414	3200 3700 4500	1650



Available 24/7 online:  
[mysortimo.com/TopSystem](https://mysortimo.com/TopSystem)

## TOYOTA

Vehicle	Wheelbase in mm	Type of roof	Variant	Selection cross member	Weight	Ref. No.	OPTIONAL	
							Length in mm Side rail	Loading rollers
<b>Proace 2016</b>	2925 3275	Normal roof	Cross members Eco	2 Cross members	5,6 kg	1000010697	2000 2500	1450
<b>Proace 2016</b>	2925 3275	Normal roof	Cross members ProSafe	2 Cross members	7,5 kg	1000011415	2000 2500	1450
<b>Proace 2016</b>	3275 3275 L2	Normal roof	Cross members Eco	3 Cross members	8,5 kg	1000010705	2500 2800	1450
<b>Proace 2016</b>	3275 3275 L2	Normal roof	Cross members ProSafe	3 Cross members	11,0 kg	1000011416	2500 2800	1450

## VOLKSWAGEN

Vehicle	Wheelbase in mm	Type of roof	Variant	Selection cross member	Weight	Ref. No.	OPTIONAL	
							Length in mm Side rail	Loading rollers
<b>Caddy 2003 Caddy 2015</b>	2682	Normal roof	Cross members Eco	2 Cross members	5,5 kg	1000011417	2200	1250
<b>Caddy 2003 Caddy 2015</b>	2682	Normal roof	Cross members ProSafe	2 Cross members	7,0 kg	1000011418	2200	1250
<b>Caddy 2003 Caddy 2015</b>	2682	Normal roof	Cross members Eco	3 Cross members	7,7 kg	1000010377	2200	1250
<b>Caddy 2003 Caddy 2015</b>	2682	Normal roof	Cross members ProSafe	3 Cross members	10,5 kg	1000011420	2200	1250
<b>Caddy Maxi 2008 Caddy Maxi 2015</b>	3002 3006	Normal roof	Cross members Eco	2 Cross members	5,5 kg	1000011421	2500	1250
<b>Caddy Maxi 2008 Caddy Maxi 2015</b>	3002 3006	Normal roof	Cross members ProSafe	2 Cross members	7,0 kg	1000011422	2500	1250
<b>Caddy Maxi 2008 Caddy Maxi 2015</b>	3002 3006	Normal roof	Cross members Eco	3 Cross members	8,0 kg	1000011424	2500	1250
<b>Caddy Maxi 2008 Caddy Maxi 2015</b>	3002 3006	Normal roof	Cross members ProSafe	3 Cross members	10,0 kg	1000011425	2500	1250
<b>Caddy Maxi 2008 Caddy Maxi 2015</b>	3002 3006	Normal roof	Cross members Eco	4 Cross members	9,9 kg	1000010460	2500	1250
<b>Caddy Maxi 2008 Caddy Maxi 2015</b>	3002 3006	Normal roof	Cross members ProSafe	4 Cross members	13,0 kg	1000011427	2500	1250
<b>T5 2003 T6 2015</b>	3000 3400	Normal roof	Cross members Eco	2 Cross members	6,5 kg	1000011156	2800 3000	1450
<b>T5 2003 T6 2015</b>	3000 3400	Normal roof	Cross members ProSafe	2 Cross members	8,0 kg	1000011155	2800 3000	1450
<b>T5 2003 T6 2015</b>	3000 3400	Normal roof	Cross members Eco	3 Cross members	9,2 kg	1000010199	2800 3000	1450
<b>T5 2003 T6 2015</b>	3000 3400	Normal roof	Cross members ProSafe	3 Cross members	12,0 kg	1000011153	2800 3000	1450

## Sortimo TopSystem – Flexible Load-Securing on the Vehicle Roof



## VOLKSWAGEN

Vehicle	Wheelbase in mm	Type of roof	Variant	Selection cross member	Weight	Ref. No.	OPTIONAL	
							Side rail	Loading rollers
<b>T5 2003</b> <b>T6 2015</b>	3000 3400	Normal roof	Cross members Eco	4 Cross members	12,5 kg	1000011152	2800 3000	1450
<b>T5 2003</b> <b>T6 2015</b>	3000 3400	Normal roof	Cross members ProSafe	4 Cross members	15,5 kg	1000011151	2800 3000	1450
<b>Crafter 2006</b>	3250 3665	Normal roof	Cross members Eco	3 Cross members	9,5 kg	1000010703	3200 3700	1650
<b>Crafter 2006</b>	3250 3665	Normal roof	Cross members ProSafe	3 Cross members	12,5 kg	1000011428	3200 3700	1650
<b>Crafter 2006</b>	3250 3665	Normal roof	Cross members Eco	4 Cross members	12,5 kg	1000011429	3200 3700	1650
<b>Crafter 2006</b>	3250 3665	Normal roof	Cross members ProSafe	4 Cross members	16,5 kg	1000011430	3200 3700	1650
<b>Crafter 2006</b>	3250 4325 3665	Medium high roof	Cross members Eco	3 Cross members	9,1 kg	1000010676	2800 3500 4500	1550
<b>Crafter 2006</b>	3250 3665 4325	Medium high roof	Cross members ProSafe	3 Cross members	12,0 kg	1000011432	2800 3500 4500	1550
<b>Crafter 2006</b>	4325 3665 3250	Medium high roof	Cross members Eco	4 Cross members	12,0 kg	1000011433	2800 3500 4500	1550
<b>Crafter 2006</b>	3250 3665 4325	Medium high roof	Cross members ProSafe	4 Cross members	16,0 kg	1000011434	2800 3500 4500	1550
<b>Crafter 2016</b>	3640	Normal roof High roof	Cross members Eco	4 Cross members	12,3 kg	1000010958	3500	1650
<b>Crafter 2016</b>	3640	Normal roof High roof	Cross members ProSafe	4 Cross members	16,5 kg	1000011436	3500	1650
<b>Crafter 2016*</b>	3640 4490 4490 L	Normal roof High roof	Cross members Eco	4 Cross members	12,5 kg	1000010995	3500 4500 4500	1650
<b>Crafter 2016*</b>	3640 4490 4490 L	Normal roof High roof	Cross members ProSafe	4 Cross members	16,5 kg	1000011437	3500 4500 4500	1650

\*suitable for versions with C-rail.

## Accessories

## Side support for cross member

Product description	Ref. No.
 <p><b>Side Support for Cross Members</b>  <b>Dim. (WxDxH):</b> 80 x 65 x 150 mm  <b>Weight:</b> 0,3 kg            An aerodynamic side support as a side stopper for cargo which also prevents penetration of dirt.</p>	1000005397



## Side rails

The side rails form a lateral completion for your TopSystem. Please consult the vehicle tables in order to find the required length for your vehicle. The product includes a side rail, as well as fixing material for one side of the TopSystem base member.

Description	Dim. (WxDxH) / Weight	Ref. No.	Description	Dim. (WxDxH) / Weight	Ref. No.
<b>STS side rail 1800</b>	Dim.: 1.741 x 18 x 84 mm Weight: 1,7 kg	1000005227	<b>STS side rail 3200</b>	Dim.: 3.135 x 18 x 84 mm Weight: 3,1 kg	1000005235
<b>STS side rail 2000</b>	Dim.: 1.945 x 18 x 84 mm Weight: 1,9 kg	1000005229	<b>STS side rail 3500</b>	Dim.: 3.441 x 18 x 84 mm Weight: 3,4 kg	1000005236
<b>STS side rail 2200</b>	Dim.: 2.149 x 18 x 84 mm Weight: 2,1 kg	1000005231	<b>STS side rail 3700</b>	Dim.: 3.645 x 18 x 84 mm Weight: 3,6 kg	1000005237
<b>STS side rail 2500</b>	Dim.: 2.455 x 18 x 84 mm Weight: 2,4 kg	1000005232	<b>STS side rail 4000</b>	Dim.: 3.951 x 18 x 84 mm Weight: 3,9 kg	1000005238
<b>STS side rail 2800</b>	Dim.: 2.727 x 18 x 84 mm Weight: 2,7 kg	1000005233	<b>STS side rail 4500</b>	Dim.: 4.427 x 18 x 84 mm Weight: 4,4 kg	1000005239
<b>STS side rail 3000</b>	Dim.: 2.931 x 18 x 84 mm Weight: 2,9 kg	1000005234			

## Sortimo TopSystem – Flexible Load-Securing on the Vehicle Roof




### Loading Roller

Note: These loading rollers can only be mounted in combination with side rails mounted on both sides. Please consult the vehicle tables for the loading roller lengths required for your vehicle.

Description	Dim. (WxDxH) / Weight	Ref. No.
<b>STS 2.0 Loading roller set Side rails 1250</b>	Dim.: 1.250 x 70 x 80 mm Weight: 1,8 kg	1000012248
<b>STS 2.0 Loading roller set Side rails 1450</b>	Dim.: 1.450 x 70 x 80 mm Weight: 2,1 kg	1000012249
<b>STS 2.0 Loading roller set Side rails 1550</b>	Dim.: 1.550 x 70 x 80 mm Weight: 2,15 kg	1000012250
<b>STS 2.0 Loading roller set Side rails 1650</b>	Dim.: 1.650 x 70 x 80 mm Weight: 2,25 kg	1000012251
<b>STS 2.0 Loading roller set Side rails 1750</b>	Dim.: 1.750 x 70 x 80 mm Weight: 2,35 kg	1000012252
<b>STS 2.0 Loading roller set Side rails 1850</b>	Dim.: 1.850 x 70 x 80 mm Weight: 2,45 kg	1000012253



Product description		Ref. No.
 	<b>STS 2.0 Loading Roller 500 mm</b> Dim. (WxDxH): 500 x 50 x 50 mm Weight: 1,0 kg Loading roller for convenient and time-saving loading and unloading of heavy, long or large volume transport goods on the vehicle roof. Installation is also possible without side rail. The loading roller is attached directly to the rearmost cross member.	1000010569

### ProSafe Lashing Belts

with ratchet turnbuckle



Description	Dim. (WxDxH) / Weight	Product description	Ref. No.
<b>ProSafe lashing belt Ratchet 0,77 m</b>	Dim.: 190 x 50 x 65 mm Weight: 0,52 kg	ProSafe lashing belt with ratchet for securing small cargo on the Sortimo TopSystem with the ProSafe variant.	1000000228
<b>ProSafe lashing belt Ratchet 0,93 m</b>	Dim.: 200 x 50 x 65 mm Weight: 0,53 kg	ProSafe lashing belt with ratchet for securing medium-sized cargo on the Sortimo TopSystem with the ProSafe variant.	1000000227
<b>ProSafe lashing belt Ratchet 1,5 m</b>	Dim.: 140 x 70 x 85 mm Weight: 0,45 kg	ProSafe lashing belt with ratchet and clamping function for the strap end for securing large cargo on the Sortimo TopSystem with the ProSafe variant.	1000012322
<b>ProSafe lashing belt Ratchet 3,5 m</b>	Dim.: 130 x 110 x 50 mm Weight: 0,63 kg	ProSafe lashing belt with ratchet and 400 daN load capacity.	1000000225



# Sortimo TopSystem – Flexible Load-Securing on the Vehicle Roof




## Lashing Belt with Clamp Buckle


Easy lashing to the cross member.





Description	Dim. (WxDxH) / Weight	Product description	Ref. No.
Lashing belt with clamp buckle 0,25 m	Dim.: 70 x 30 x 40 mm Weight: 0,07 kg	Length 0,25 m	801015938
Lashing belt with clamp buckle 1,2 m	Dim.: 90 x 50 x 35 mm Weight: 0,14 kg	Length 1,2 m	1000003942
Lashing belt with clamp buckle 3,5 m	Dim.: 97 x 50 x 35 mm Weight: 0,16 kg	Length 3,5 m	80714114

## Accessories for Load-Securing

Product description		Ref. No.
	<b>Ladder locking device side rail</b> Dim. (WxDxH): 77 x 35 x 84 mm Weight: 0,25 kg The ladder locking device set consists of two corrosion-resistant brackets which prevent the ladder from shifting sideways.	1000005400


	<b>TopSystem Aluminium Foldable Ladder 3000 mm</b> Dim. (WxDxH): 1.570 x 350 x 125 mm Weight: 6,5 kg A 3 m long leaning ladder is ideal for loading and unloading the roof rack on high vehicles and ensures safe climbing.	811016006
---	--	-----------

	<b>Telescopic Combination Ladder 2.30 m</b> Dim. (WxDxH): 610 x 165 x 710 mm Weight: 15,8 kg Telescopic combination ladder with 8 rungs. Extended length: 2.3 m; Retracted length: 0.79 m; Width: 0.48 m; Load-bearing capacity: 150 kg	801012159
---	--	-----------

	<b>Holder Telescopic Ladder Depth 4</b> Dim. (WxDxH): 130 x 45 x 110 mm Weight: 0,5 kg Telescopic ladder holder for safe stowing and quick access to the telescopic ladder 3.3 m (Ref. No.: 80714909) and the telescopic ladder 3.8 m (Ref. No. 6000001868).	80779281
---	---	----------

Product description		Ref. No.
	<b>Ladder Clamp Safecamp 2 pcs. per pack</b> Dim. (WxDxH): 450 x 140 x 120 mm Weight: 3,0 kg Ladder clamp for secure attachment of the ladder to the Sortimo TopSystem.	6000000126

	<b>Flexible edge protection lash. straps (4x)</b> Dim. (WxDxH): 180 x 75 x 7 mm Weight: 0,24 kg The flexible plastic edge protection profile protects the load and prevents the lashing straps from slipping.	1000001870
---	--	------------

	<b>Load Stopper</b> Dim. (WxDxH): 130 x 116 x 150 mm Weight: 0,7 kg The load stopper secures the cargo as well as functions as a transport tube for narrow tubes or bars.	1000005398
--	--	------------

## Transport Tube

The aluminium transport tubes have a cross section of 150 mm. The access to the content is possible on both sides via lockable flaps. The transport tubes are delivered with an assembly-kit for the TopSystem.

Description	Dim. (WxDxH) / Weight	Ref. No.
STS Aluminium Transport Tube 2000	Dim.: 2.000 x 180 x 220 mm Weight: 9,5 kg	811017175
STS Aluminium Transport Tube 3000	Dim.: 3.000 x 180 x 220 mm Weight: 12,5 kg	811017174



## Sortimo TopSystem – Flexible Load-Securing on the Vehicle Roof



## Warning Beacon

Product description		Ref. No.
 	<p><b>Warning Beacon Plug Base Holder for Side Rails</b></p> <p><b>Dim. (WxDxH):</b> 110 x 35 x 100 mm <b>Weight:</b> 0,35 kg</p> <p>The warning beacon plug base holder for side rails enables the fixation of the warning beacon onto the side rail of the TopSystem.</p>	1000005392
 	<p><b>Warning Beacon Plug Base Holder for Cross Members</b></p> <p><b>Dim. (WxDxH):</b> 110 x 66 x 100 mm <b>Weight:</b> 0,4 kg</p> <p>The warning beacon plug base holder for cross members enables the fixation of the warning beacon onto the cross member.</p>	1000005393
 	<p><b>LED Beacon Yellow ,10-30 V Plug Socket</b></p> <p><b>Dim. (WxDxH):</b> 155 x 155 x 235 mm <b>Weight:</b> 0,84 kg</p> <p>Long-life LED beacons in yellow for plug bases of 198 mm height and 149 mm diameter.</p>	6000002370
 	<p><b>Warning Halogen Beacon Yellow 12 V</b></p> <p><b>Dim. (WxDxH):</b> 175 x 250 x 175 mm <b>Weight:</b> 1,0 kg</p> <p>The yellow halogen warning beacon for the TopSystem has a construction height of 236 mm and a diameter of 149 mm.</p>	811014570
 	<p><b>Warning Beacon Magnetic Holder for Cross Members</b></p> <p><b>Dim. (WxDxH):</b> 200 x 200 x 55 mm <b>Weight:</b> 0,85 kg</p> <p>The magnetic holder set for warning beacons secures beacons magnetically.</p>	1000005394

Product description		Ref. No.
 	<p><b>LED-Warning Beacon Yellow 10-30 V Magnetic Base</b></p> <p><b>Dim. (WxDxH):</b> 186 x 186 x 165 mm <b>Weight:</b> 1,39 kg</p> <p>The warning beacon magnetic holder set secures beacons magnetically.</p>	6000002371



## Rear Ladder Lift

The rear ladder lift can bear a ladder weight of up to 51 kg. It lifts ladders conveniently onto the vehicle roof with the aid of pressure cylinders. There the lift locks audibly into the end position. The ladder is load-secured when it is folded. Therefore, the height poses no problem. As a result the user does not have to climb onto the roof in order to secure the ladder.

Description	Dim. (WxDxH) / Weight	Ref. No.
<b>Rear Ladder Lift 2500 mm</b>	Dim.: 2.600 x 480 x 155 mm Weight: 31,0 kg	1000000193
<b>Rear Ladder Lift 3000 mm</b>	Dim.: 3.100 x 480 x 155 mm Weight: 34,0 kg	1000000194



# Sortimo TopSystem – Flexible Load-Securing on the Vehicle Roof



## Ladder Side Lift



### Advantages at a glance:

- time-saving and ergonomic loading and unloading of ladders
- space-saving, lateral access to the ladder, no space required behind the vehicle
- reliably prevents mistakes in load securing of ladders
- easily convertible to other ladder sizes

### Product Details



easy handling, system locks and secures the ladder automatically



rubber surfaces to lean ladder against




suitable for one-flight, two-flight or three-flight ladders; maximum length of ladder up to 1.5 times the length of the distance between the cross members of the TopSystem; the distance can vary from 1380 to 3000 mm

- up to 35 kg load
- flexible and simple assembly
- mountable on both sides
- weatherproof
- dead load only 20 kg
- suitable for vehicles with height of up to 2.0 m (e.g. MB Vito H1 & VW T6 H1)




Videos concerning the ladder side lift  
[mysortimo.de/TopSystem](https://mysortimo.de/TopSystem)

### How it works:



Product description	Ref. No.
 <p><b>Ladder Side Lift</b>                      Dim. (WxDxH): 1.876 x 328 x 156 mm                      Weight: 28,7 kg                      Lift for time-saving and ergonomic loading and unloading of your ladder.</p>	1000010570

 <p><b>U-Lock with a hard Plastic Coating</b>                      Dim. (WxDxH): 140 x 90 x 70 mm                      Weight: 1,13 kg                      Using the bracket lock, you can lock the side ladder lift and prevent unauthorised access to the ladder.</p>	6000002883
---	------------



Online configurator for vehicle decals


# mySortimo graphics



Simple to design without knowledge of graphics



Full cost control and available 24 hours a day



Durability as a result of the use of high-quality films



One-stop shopping - everything from a single supplier





## mySortimo graphics – Online configurator for vehicle decals



Vehicle decals are a simple and very effective way of increasing the awareness of your company. Reach a large number of potential customers at a reasonable cost. Vehicle decals also represent a sensible addition to your other marketing activities and are a cost-effective sustainable alternative to newspaper advertising, posters and radio advertising. Decals last for many years if they are applied professionally. They mean that you can reach your target group over a long period without additional expenditure - especially if you are driving around in the region every day.

Your vehicle is your company's mobile visiting card and plays an important role in drawing your company to the attention of existing and potential customers and partners. Make the most of this potential for a professional presence and be noticed. Structure your personal vehicle decals right now, quickly and simply on the computer using the online mySortimo graphics configurator.

### Effective marketing

Leave an impression and get yourself noticed. A professional presence lets you reach potential customers every day and increase your turnover.

### Professional templates

Various templates to get you quickly started. Generate relevant designs quickly and simply without the need for specific knowledge of graphics.

### Full cost control

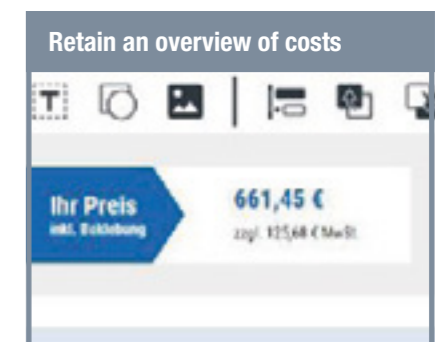
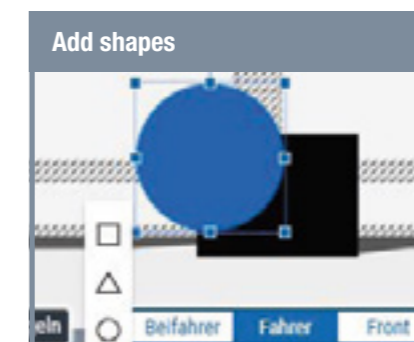

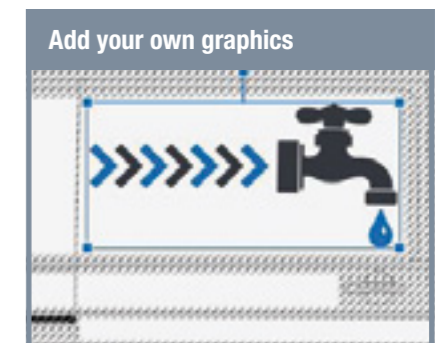

You will have the current price in view during the design process and you decide yourself how extensive your decals need to be and how much you want to invest.

### Everything from a single supplier

Benefit from the Sortimo complete service. Save time through reduced downtimes and head off to the next job with your personally branded vehicle.



Configure online & order directly at  
[www.mySortimo.com/graphics](http://www.mySortimo.com/graphics)



## mySortimo graphics – Online configurator for vehicle decals

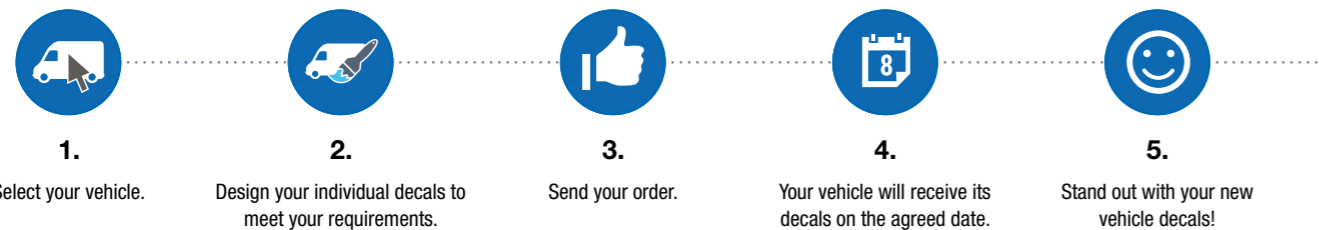


### The quickest and simplest way to design your personal vehicle decals.

You want to use your vehicle as a mobile advertising surface and thus generate more awareness for your company, contact potential customers and achieve increased turnover. Professional vehicle decals are the ideal solution. However, historically the option for getting decals on a vehicle has been associated with lots of time and expense.

**mySortimo graphics - the online configurator for vehicle decals by Sortimo - makes designing and ordering of your individual advertising decals simpler than ever before.**

Design your vehicle yourself in just a few steps whenever you want. mySortimo graphics makes it possible in very little time using templates and vehicle-specific editing areas. Prolonged discussions with service providers are a thing of the past and you are completely independent of business hours as it is permanently available.




**Sample price:**  
Volkswagen T6, 3000 mm wheelbase, normal roof  
Films including application on all four sides of the vehicle




All revealed costs in mySortimo graphics are inclusive the application of the foil. The price is set by yourself depending on the layout: Starting with 100€ for small fonts up to 1.000€ for ornate designs with photos and digital printing you can adopt your vehicle decals to your budget.

#### Quick & simple



- 1 Add your contact data
- 2 Select your colour
- 3 Ready!

#### Individual & creative



- 1 Choose template
- 2 Edit text
- 3 Edit colours
- 4 Add your own graphics
- 5 Design your views
- 6 Ready!

### Vehicle decals entirely in accordance with your wishes

In the mySortimo graphics online configurator, choose either the “quick & simple” or “individual & creative” design options. In the “quick & simple” solution, simply enter your required advertising data and then choose the colour of the film. The text is automatically placed in the optimum position on the vehicle - you just need to place the order. If you want to make the decals even more individual, you can apply the final touches to the design using the diverse functions in the editor. Designing using the editor provides even more possibilities for attractive vehicle design. Create create your preferred personal decals, even without any knowledge of graphics, based on the various different templates and defined editing areas. Intuitive operating elements can be used to edit the text of the decals, shapes and your own graphics can be added, and the colour of the film can be changed. The all-round design can be achieved by simply changing the view from the passenger side to the driver’s side and between the front view and the rear view, letting you design your vehicles to meet your precise requirements.

Compare the design of your decals with your planned budget. The total cost of the vehicle decals with film production and application to your vehicle is available to view at all times using the dynamic price indication in the online configurator. The production of your vehicle decals uses only high-quality films from leading manufacturers with excellent adhesion and outstanding quality. The materials are UV-resistant and weatherproof. Durability is between 5 and 7 years, depending on the effects of weathering and care. The decals can, of course, be removed from the paint on your vehicle without leaving any traces.



Vehicle decals



## Branch offices and partners

# Sortimo in Germany



### Sortimo International GmbH

**Headquarters**  
Dreilindenstraße 5  
86441 Zusmarshausen  
Tel. 08291 850-0  
Fax 08291 850-250  
E-Mail: info@sortimo.de

### Sortimo branch office Berlin

Paulsternstraße 13  
13599 Berlin  
Tel. 030 2005370-0  
Fax 030 2005370-19  
E-Mail: berlin@sortimo.de

### Sortimo branch office Dresden

Hamburger Straße 14  
01067 Dresden  
Tel. 0351 207362-0  
Fax 0351 207362-29  
E-Mail: dresden@sortimo.de

### Jörg Kleber

99089 Erfurt  
Can be contacted via  
Dresden office

### Lutz Stelzner

04178 Leipzig  
Can be contacted via  
Dresden office

### Jörg Schäfer

02906 Niesky  
Can be contacted via  
Dresden office

### Sortimo branch office Dusseldorf

Bonner Straße 205  
40589 Dusseldorf  
Tel. 0211 889206-0  
Fax 0211 889206-11  
E-Mail: duesseldorf@sortimo.de

### Sortimo branch office Stuttgart

Nürtinger Straße 50  
73257 Köngen  
Tel. 07024 9726-0  
Fax 07024 9726-10  
E-Mail: stuttgart@sortimo.de

### Sortimo branch office Zusmarshausen

Dreilindenstraße 5  
86441 Zusmarshausen  
Tel. 08291 850-149  
Fax 08291 850-253  
E-Mail: zusmarshausen@sortimo.de

### Sortimo branch office Frankfurt/Main

Waldstraße 74  
63128 Dietzenbach  
Tel. 06074 91456-0  
Fax 06074 91456-22  
E-Mail: frankfurt@sortimo.de

### Günter Hund

66119 Saarbrücken  
Can be contacted via  
Frankfurt/Main office

### Sortimo branch office Hamburg

Ausschläger Allee 178  
20539 Hamburg  
Tel. 040 571954-0  
Fax 040 571954-54  
E-Mail: hamburg@sortimo.de

### Sortimo branch office Munich

Landshuter Straße 13  
85716 Unterschleißheim  
Tel. 089 37004560  
Fax 089 37004589  
E-Mail: muenchen@sortimo.de

### Sortimo branch office Nuremberg

Benno-Strauß-Straße 37  
90763 Fürth  
Tel. 0911 48035-35  
Fax 0911 48035-36  
E-Mail: nuernberg@sortimo.de

### Sortimo partner Bad Dübén

Rolf Frömmichen  
Hauptstraße 10  
04849 Authausen  
Tel. 034243 26234  
Fax 034243 22114  
E-Mail: sortimo-froemmichen@gmx.de

### Sortimo partner Berlin

IFP GmbH  
Buckower Chaussee 85  
12277 Berlin  
Tel. 030 72016005  
Tel. 030 89726753  
E-Mail: ifp-berlin@t-online.de

### Sortimo partner Bremen, Brunswick, Celle

Wilfried Klatt GmbH  
Burger Landstraße 1a  
29227 Celle  
Tel. 05141 9579-0  
E-Mail: info@klatt-sortimo.de

Im Finigen 15  
28832 Achim  
Tel. 04202 52173-0  
E-Mail: info@klatt-sortimo.de

### Sortimo partner Brüggen

Bartsch + Feikes GmbH  
Weiherfeld 18  
41379 Brüggen  
Tel. 02163 9997-0  
Fax 02163 9997-77  
E-Mail: info@bartsch-feikes.de

### Sortimo partner Emsbüren

Fahrzeugbau Dülmer GmbH  
Pliniusstraße 2  
48488 Emsbüren  
Tel. 05903 93551-0  
Fax 05903 93551-18  
E-Mail: sortimo@fahrzeugbau-duelmer.de

### Sortimo partner Essen

Heiko Dworak GmbH & Co.  
Verwaltungs KG  
Johanniskirchstraße 98  
45329 Essen  
Tel. 0201 747008-1  
Fax 0201 747008-3  
E-Mail: hdworak@sortimo-essen.de

### Sortimo partner Fulda

Josef Leibold GmbH  
Philipp-Reis-Straße 19-21  
36093 Künzell  
Tel. 0661 31019  
Fax 0661 36697  
E-Mail: hojo@leibold-karosseriebau.de

### Sortimo partner Gera

PFK Eickmeier GmbH & Co. KG  
Wiesenring 8  
07554 Korbußen  
Tel. 036602 241-0  
Fax 036602 241-23  
E-Mail: j.theile@sortimo-gabelstapler.de

### Sortimo partner Gerstetten

Klaus Fries  
Amselweg 5  
89547 Gerstetten  
Tel. 07323 3907  
Fax 07323 921867  
E-Mail: sortimo-station-gerstetten@t-online.de

### Sortimo partner Halle

Gruber Fahrzeugbau GmbH  
Geltestr. 3  
06184 Kabelsketal OT Dölbau  
Tel. 034602 4364-0  
Fax 034602 4364-13  
E-Mail: info@gruber-sortimo.de

### Sortimo partner Hanover

HIG GmbH  
Molkereistraße 33  
30826 Garbsen  
Tel. 05131 4829 930  
Fax 05131 48299359  
E-Mail: vertrieb@hig-hannover.de

### Sortimo partner Heilbronn

Hartmut Stöckel  
Sägmühlstraße 45  
74930 Ittlingen  
Tel. 07266 911555  
Fax 07266 911557  
E-Mail: stoeckel.fahrzeugbau@t-online.de

### Sortimo partner Kassel-Göttingen

Peter Welsch  
Handelsvertretung GmbH  
Ellenbacher Straße 6  
34123 Kassel  
Tel. 0561 524300  
Fax 0561 5296810  
E-Mail: info@sortimo-kassel.de

### Sortimo partner Koblenz

L & S GmbH & Co. KG  
Gebrüder-Pauken-Str. 10  
56218 Mülheim-Kärlich  
Tel. 02630 95652-0  
Fax 02630 95652-29  
E-Mail: info@ls-fahrzeug-einrichtungen.de

### Sortimo partner Magdeburg

Lohanser GmbH  
Geschwister-Scholl-Straße 147  
39218 Schönebeck (Elbe)  
Tel. 03928 4102-76  
Fax 03928 4102-77  
E-Mail: info@lohanser.de

### Sortimo partner Mainz

soflex GmbH  
An der Krimm 25  
55124 Mainz  
Tel. 06131 1444266  
Fax 06131 1444445  
E-Mail: appenfelder@soflex-ma.de

### Sortimo partner Mannheim

soflex GmbH  
Schildkrötstraße 29  
68199 Mannheim  
Tel. 0621 84254-0  
Fax 0621 84254-29  
E-Mail: contact@soflex-ma.de

### Sortimo partner Kaiserslautern

soflex GmbH  
Kaiserstrasse 74  
67657 Kaiserslautern  
Tel. 0631 3507545  
Fax 0631 3507776  
E-Mail: walz@soflex-ma.de

### Sortimo partner Marl

Gahlen Fahrzeugeinrichtungen  
Hartmut Stöckel  
Boschstraße 6  
45770 Marl  
Tel. 02365 81911  
Fax 02365 508161  
E-Mail: gahlen-sortimo@t-online.de

### Sortimo partner Pforzheim

HS Fahrzeug- und  
Betriebseinrichtungen GmbH  
Hoheneichstraße 48  
75217 Birkenfeld  
Tel. 07231 80019-0  
Fax 07231 80019-19  
E-Mail: info@sspf.de

### Sortimo partner Schweinfurt

Sortimo Station Schweinfurt e.K.  
Kreuzstraße 2  
97532 Üchtelhausen  
Tel. 09720 1882  
Fax 09720 3923  
E-Mail: info@sortimo-sw.de

### Sortimo partner Schwerin

HGS Fahrzeug- u.  
Betriebseinrichtungen GmbH  
Lindenweg 1  
19075 Pampow/Schwerin  
Tel. 03865 829-0  
Fax 03865 82922  
E-Mail: info@hgs-sortimo-schwerin.de

### Sortimo partner Solingen

Manfred Becker  
Kyllmannweg 29  
42699 Solingen  
Tel. 0212 320001  
Fax 0212 320003  
E-Mail: info@sortimo-solingen.de

### Sortimo partner Teningen

SiTraFa GmbH & Co. KG  
Siemensstraße 16  
79331 Teningen-Nimburg  
Tel. 07663 913080  
Fax 07663 913089  
E-Mail: bzoller@sitrafa.de

### Sortimo partner Wetzlar

Auto-Schach GmbH & Co. KG  
Industriestraße 15-17  
35582 Wetzlar-Dutenhofen  
Tel. 0641 97901-0  
Fax 0641 97901-10  
E-Mail: info@auto-schach.de



## Subsidiaries and importers

# Sortimo worldwide

### Egypt

AL-ARABIA  
Al Maryouteya Canal Rd.  
Kerdasah Enterance  
Giza Governorate  
Tel. +201110680330  
E-Mail: alarabia@ave-eg.com  
ave-eg.com

### Australia

Berreny Pty Ltd  
Showroom: 13/4 Abbott Rd  
Seven Hills, Sydney, NSW,  
Australia, 2147  
Postal: P.O. Box 1115,  
Baulkham Hills, NSW,  
Australia, 1755  
Tel. 61(0)2 88095811  
E-Mail: sales@sortimo.com.au  
sortimo.com.au

### Gulf Cooperation Council

H&H Euro Tech Co. W.L.L.  
Building 268, Avenue 22  
Block 324, Al Fateh  
Juffair, Manama  
Kingdom of Bahrain  
Tel. +973 13688 968  
Fax +973 13688 978  
E-Mail: info@sortimo-gcc.com  
hh-eurotec.com

### Belgium

Sortimo BELUX bvba  
Schaarbeeklei 491  
B - 1800 Vilvoorde  
Tel. +32 2 3550370  
Fax +32 2 3550371  
E-Mail: info@sortimo.be  
sortimo.be

### Cayman Islands

W. S. M. Wacker Service  
Mobil Ltd.  
P.O.Box 823  
KY1 - 1103 Grand Cayman  
Islands  
Tel. +1 345 9168565  
E-Mail: sunnycayman@  
Hotmail.com  
Sortimo.com

### China (Hong Kong)

Unit 1702, 17/F,  
Yuen Long Trading Centre,  
No. 33 Wang Yip Street West,  
NT, Hong Kong  
Tel. +852 3997 3912 /  
+852 3590 8879  
Fax +852 3543 5891  
galagold.hk

### Denmark

Sortimo A/S  
Greve Main 24  
DK - 2670 Greve  
Tel. +45 43 5522 22  
Fax +45 43 5522 26  
E-Mail: info@sortimo.dk  
sortimo.dk

### Estonia

ProVan OÜ  
Välja 3, Soinaste,  
Ülenurme vald,  
Tartumaa  
Tel. +372 526 5145  
E-Mail: info@provan.ee  
provan.ee

### Finland

Suomen Autokaluste Oy  
Kaapelikatu 4  
FIN - 05800 Hyvinkää  
KY1 - 1103 Grand Cayman  
Islands  
Tel. +1 345 9168565  
E-Mail: sunnycayman@  
Hotmail.com  
Sortimo.com

### France

Sortimo by Gruau S.A.S.  
Aéropark - Bât C6 1,  
rue Jean Mermoz  
F - 95500 GONESSE  
Tel. Tel. +33 1 39874466  
Fax Fax +33 1 39875168  
E-Mail: info@sortimo.fr  
sortimo.fr

### Greece

Stathis Transport Refrigeration  
Dounas Theocharis & Co SA  
Sindos Industrial Area, Entrance B  
P.O. Box 11 34  
GR - 570 22 Thessaloniki  
Tel. +30 23 10798300  
Fax +30 23 10798370  
E-Mail: contact@stathis.com.gr  
stathis.com.gr

### UK and Ireland

Sortimo International Ltd.  
11 - 17 Ravenhurst Court  
Birchwood, Warrington, Cheshire  
GB - WA3 6PN  
Tel. FREEPHONE: 0800 027 5644  
+44 1925 831636  
Fax +44 1925 848232  
E-Mail: vanrack1@sortimo.co.uk  
sortimo.co.uk

### Iceland

RAFVER EHF  
Skeifan 3 E-F  
P.O. Box 84 33  
ISL - 108 Reykjavik  
Tel. +35 4 5812333  
Fax +35 4 5680215  
E-Mail: rafver@rafver.is  
rafver.is

### Israel

Sortline Ltd.  
17 Zvi Bergman St.,  
Industrial Zone Sgula  
P.O. Box 46 22  
IL - 4927974 Petach-Tikva  
Tel. +972 3 9052117  
Fax 972 3 9052110  
E-Mail: info@sortline.co.il  
sortline.co.il

### Italy

T.I.T. EUROPE SRL  
Via Luigi Corradi, 16  
I - 05100 TERNI (TR)  
Tel. +39-0744 390035  
Fax +39-0744 390036  
E-Mail: commerciale@  
titeurope.com  
sortimo.it

### T.I.T. Europe SRL

Via dell'Artigianato, 72  
37067 Valeggio sul Mincio (VR)  
Tel. +39-045 2472462  
Fax +39-045 2066586

### Japan

MURATEC - KDS CORPORATION  
No. 39, Matsuda-cho  
Higashi-Kujo, Minami-Ku  
JP - 601 8036 Kyoto  
Tel. +81 75 681 2761  
Fax +81 75 661 2764  
E-Mail: workman@kdsjpn.co.jp  
kdsjpn.co.jp

### Croatia

Sortis oprema d.o.o.  
M.Gupca 12.  
HR - 10434 Strmec  
Tel. Tel./Fax +385(0)1 33 85 775  
E-Mail:  
sasa.hanic@sortimo-oprema.hr  
sortimo-oprema.hr

### Lithuania

Skaida-nf UAB  
A. Gostauto 8 - 0224  
LT - 01108 Vilnius  
Tel. +370 5 2613 443  
Fax +370 5 2613 443  
E-Mail: skaida.nf@mail.lt

### Techvitas

Dubysos str. 66A  
LT-94107, Klaipeda  
Tel. +370 46355494  
+370 65042991  
E-Mail: info@techvitas.lt  
www.techvitas.lt

### Luxembourg

Sortimo Belux bvba  
Schaarbeeklei 491  
B - 1800 Vilvoorde  
Tel. +32 2 3550370  
Fax +32 2 3550371  
E-Mail: info@sortimo.be  
sortimo.be

### Moldova

DiazTech  
Str. Arborilor, 5/4  
MD-2025, Chişinău  
Tel. + (373) 69 621 228  
E-Mail: dorin.turcanu@  
diaztech.md  
diaztech.md

### Netherlands

Sortimo Nederland B.V.  
Grote Esch 901  
NL - 2841 MJ Moordrecht  
Tel. +31 182 356060  
E-Mail: info@sortimo.nl  
sortimo.nl

### Norway

Sortimo A/S  
Ulvenveien 92 A  
N - 0581 Oslo  
Tel. +47 22 729270  
Fax +47 22 729272  
E-Mail: firmapost@sortimo.no  
sortimo.no

### Austria

Sortimo GesmbH  
Wiener Straße 131, Eingang A  
A - 4020 Linz  
Tel. +43 810 081045  
Fax +43 810 081046  
E-Mail: office@sortimo.at  
sortimo.at

### Poland

MobilCar sp.z o.o. sp.k.  
Dobrzeń 26  
PL - 56-410 Dobroszyce  
Tel. +48 71 3153532  
Fax +48 71 3153519  
E-Mail: sortimo@mobilcar.pl  
mobilcar.pl

### Romania

S.C. Total Idea SRL  
Str. Comisani nr. 18  
Sector 4  
RO - 042168 Bucuresti  
Tel. +4 0742 368 479  
E-Mail:  
george.anghelus@totalidea.ro  
auto-scule.ro

### Russia

Forward Service  
Ochakovskoe sh. 32  
RU - 119530 Moscow  
Tel. +7 495 2294476  
Fax +7 495 2294476  
E-Mail: info@sortimo.ru  
sortimo.ru

### Sweden

Sortimo AB  
Argongatan 9  
SE - 431 53 Mölndal  
Tel. +46 31 761 45 20  
Fax +46 31 77699 50  
E-Mail: info@sortimo.se  
sortimo.se

### Switzerland

Walter Rüegg AG  
Sortimo Zentrum  
Grabenackerstr. 1  
CH - 8156 Oberhasli  
Tel. +41 44 8525060  
Fax +41 44 8525070  
E-Mail: info@sortimo.ch  
sortimo.ch

### Serbia

Sorti oprema d.o.o.  
Krajiska 21  
RS - 11080 Zemun  
Tel. +381 11 3076750  
E-Mail: sortimo@giulicca.com  
sortimo.rs

### Slovakia

Technia spol s.r.o.  
Komárňanská cesta 72  
SK - 940 01 Nové Zámky  
Tel. +421 35 6921111  
Fax +421 35 6426443  
E-Mail: technia@technia.sk  
technia.sk

### Slovenia

Sortimosi d.o.o.  
Gerbiceva 57  
1000 Ljubljana  
Tel. +386 (0)1 280 88 08  
Fax +386 (0)1 280 88 10  
E-Mail: sortimo@sortimo.si  
sortimo.si

### Spain / Portugal

Sortimo Ibérica  
Comercio y Servicios S.L.  
Ctra. M-106 km 2  
P.I. Garza 2 nave 29  
ES - 28110 Algete (Madrid)  
Tel. +34 902448899  
Fax +34 916289100  
E-Mail: info@sortimo.es  
sortimo.es

### South Korea

Rocky Co. Ltd.  
4 BL-4 LT Namdong  
Industrial Complex  
618-3 Namchon Dong  
Nandong-Gu  
KR - 405-846 Incheon  
Tel. +82 32 811 5500  
Fax +82 32 813 6670  
E-Mail: galantvr4@naver.com  
rocky.co.kr

### Czech Republic

TOP Centrum CZ S.R.O.  
Rohovládova Belá 91  
CZ - 533 43 Rohovládova Belá  
Tel. +420 466 921292  
Fax +420 466 921293  
E-Mail: topcentrum@topcentrum.cz  
sortimo.cz

### FD servis Praha s.r.o.

Kuri 26  
CZ - 251 01 Ricany u Prahy  
Tel. +420 323 606109  
Fax +420 323 606107  
E-Mail: info@fdservispraha.cz  
fdservispraha.cz

### Turkey

Dorser Otomotiv A.S.  
Cumhuriyet Mh. Turgut  
Ozal Cd. No:119  
Sekerpinar/Kocaeli  
Tel. +90 262 658 1022  
Fax +90 262 658 1033  
E-Mail: info@dorser.com  
dorser.com

### Ukraine

Maison LLC  
18 Teplovozna Str.  
UKR - 02081 Kiev  
Tel. +380 44 3653020  
Fax +380 44 3653021  
E-Mail: info@maison.com.ua  
maison.com.ua

### Hungary

SAJGÓ CSABA E.V.  
Felszabadulás u.7.  
H - 7211 Dalmard  
Tel. +36 30 947 0995  
E-Mail: sortimo.hu@gmail.com  
www.sortimo.com

### Hofmann Garázspanipari Kft.

Budaörsi út 11  
H - 2092 Budakeszi  
Tel. +36 23 535831  
Fax +36 23 535849  
E-Mail: ballun@t-online.hu  
ballun.hu

### Pappas Auto Magyarország Kft

Hunyadi János út. 6.  
H - 1117 Budapest  
Tel. +36 1 4637400  
Fax +36 1 4637409  
E-Mail: info@pappas.hu  
pappas.hu

### USA / North America

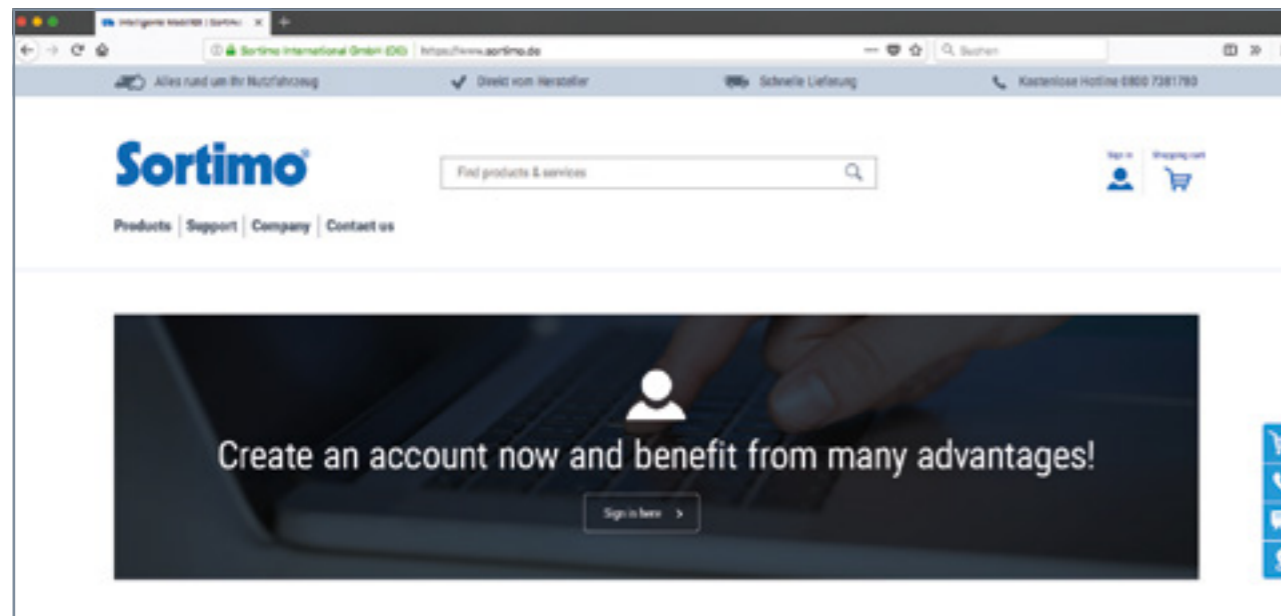
Sortimo of North America, Inc.  
3055 Northwoods Circle  
US - Norcross, GA 30071  
Tel. +1 404 8126994  
Fax +1 404 8129940  
E-Mail: info@sortimo.us  
sortimo.us

### United Arab Emirates

AL Wasi Trading Group  
P.O. Box 47409  
Abu Dhabi, United Arab Emirates  
Tel. +971 2 641 4441  
Fax +971 2 641 4449  
E-Mail: alwasigr@eim.ae  
alwasigroup.ae



# Pay us a visit online!



mySortimo provides 24-hour access to our entire product range. We offer a wide range of services, information and offers for all your commercial vehicle needs.

**You can contact us free of charge in Germany on:**

Tel: 0800 7678466  
Fax: 08007678499  
Email: [info@sortimo.com](mailto:info@sortimo.com)  
[mySortimo.com/contact](http://mySortimo.com/contact)



### Imprint

**Responsible for the content**  
Sortimo International GmbH

Dreilindenstraße 5  
86441 Zusmarshausen  
Germany

Phone: +49 8291 850-0  
Fax: +49 8291 850-250

**Managing Directors**  
Reinhold Braun  
Klaus Emler

**Note**  
Content and structure of this catalogue are copyrighted. The duplication of information and data, especially the usage of texts, parts of texts and photo material needs, if it is not marked explicitly different, the previous approval of the Sortimo International GmbH respectively Sortimo Speedwave GmbH.

**T&C**  
Our general terms of purchase apply: [mySortimo.com/t-c](http://mySortimo.com/t-c)

For more information  
**mySortimo.com**

6000011970 // 08.2018 // We reserve the right to make technical changes and alterations to the catalogue specifications without notice.

**Sortimo**<sup>®</sup>  
Intelligent Mobility

**Sortimo International GmbH**

Dreilindenstraße 5 // 86441 Zusmarshausen // GERMANY

Tel. +49 8291 850-499 // Fax +49 8291 850-269

E-Mail: [info@sortimo.com](mailto:info@sortimo.com)